

MONDAY	0.00	0.00	0.00	0.00
TUESDAY	0.00	0.00	0.00	0.00
WEDNESDAY	0.00	0.00	0.00	0.00
THURSDAY	0.00	0.00	0.00	0.00
FRIDAY	0.00	0.00	0.00	0.00

you want a profit factor greater than 2

** the expected return to the amount of capital at risk taken (30 pips per microlot)
to achieve these returns. This should be >1

*** this statistic is considered the expected profitability/unprofitability of the next trade

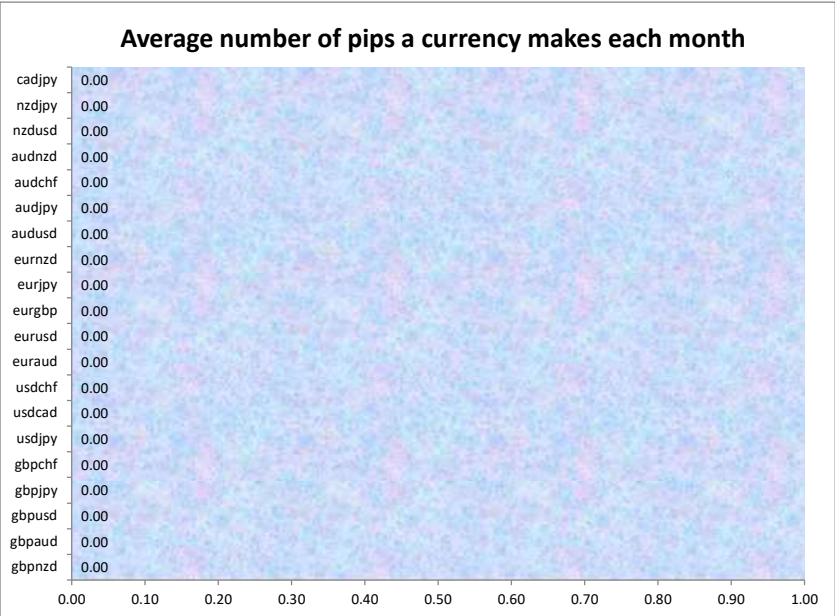
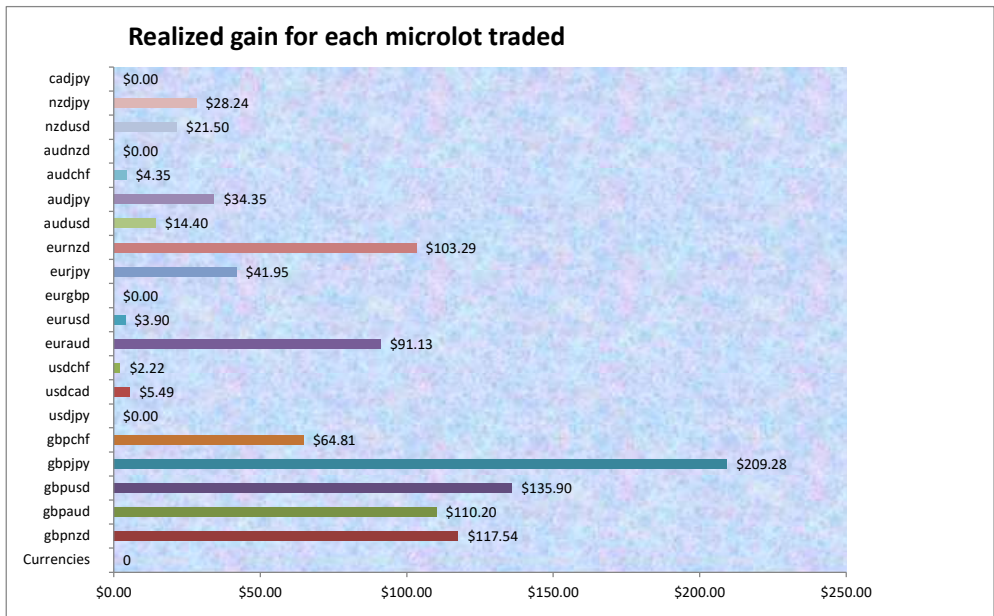
Currencies	Total winning pips	Total losing pips	Total winning trades	Total losing trades	Average win %	Average winner size	Average loss %	Average loser size	Average net pip made per trade	ROI (\$150 margin per microlot traded)*
gbpnzd	1812	-55	27	3	90.00%	67.11	10.00%	-18.33	58.57	117.13%
gbpau	1652	-80	29	5	85.29%	56.97	14.71%	-16.00	46.24	104.80%
gbpusd	1405	-46	35	3	92.11%	40.14	7.89%	-15.33	35.76	90.60%
gbpjpy	2304	-44	42	2	95.45%	54.86	4.55%	-22.00	51.36	150.67%
gbpchf	658	-17	13	1	92.86%	50.62	7.14%	-17.00	45.79	42.73%
usdjpy	0	0	0	0	0.00%	0.00	0.00%	0.00	0.00	0.00%
usdcad	74	0	1	0	100.00%	74.00	0.00%	0.00	74.00	4.93%
usdchf	22	0	2	0	100.00%	11.00	0.00%	0.00	11.00	1.47%
euraud	1300	0	23	0	100.00%	56.52	0.00%	0.00	56.52	86.67%
eurusd	39	0	1	0	100.00%	39.00	0.00%	0.00	39.00	2.60%
eurgbp	0	0	0	0	0.00%	0.00	0.00%	0.00	0.00	0.00%
eurjpy	462	-9	11	1	91.67%	42.00	8.33%	-9.00	37.75	30.20%
eurnzd	1579	-35	31	2	93.94%	50.94	6.06%	-17.50	46.79	102.93%
audusd	144	0	5	0	100.00%	28.80	0.00%	0.00	28.80	9.60%
audjpy	371	0	7	0	100.00%	53.00	0.00%	0.00	53.00	24.73%
audchf	43	0	1	0	100.00%	43.00	0.00%	0.00	43.00	2.87%
audnzd	0	0	0	0	0.00%	0.00	0.00%	0.00	0.00	0.00%
nzdusd	215	0	4	0	100.00%	53.75	0.00%	0.00	53.75	14.33%
nzdjpy	319	-14	7	1	87.50%	45.57	12.50%	-14.00	38.13	20.33%
cadjpy	0	0	0	0	0.00%	0.00	0.00%	0.00	0.00	0.00%
Totals=	12399	-300	239	18	88.19%	51.88	11.81%	-16.67	43.78	806.60%

Currencies	Profit factor	Payoff Ratio **	Expected Payoff ***	01/03/2019 micro Rate exch to USD	Total gain per microlot traded	Realized gain in US Dollars	% ROI per currency per week	% ROI per year (51wks)	Average number of pips a currency makes each month
gbpnzd	32.95	1.95	1.95	0.0669	\$175.70	\$117.54	2.44%	124.45%	#VALUE!
gbpau	20.65	1.54	1.36	0.0701	\$157.20	\$110.20	2.18%	111.35%	#VALUE!
gbpusd	30.54	1.19	0.94	0.1	\$135.90	\$135.90	1.89%	96.26%	#VALUE!
gbpjpy	52.36	1.71	1.17	0.0926	\$226.00	\$209.28	3.14%	160.08%	#VALUE!
gbpchf	38.71	1.53	3.27	0.1011	\$64.10	\$64.81	0.89%	45.40%	#VALUE!
usdjpy		0.00	0.00	0.0926	\$0.00	\$0.00	0.00%	0.00%	#VALUE!
usdcad		2.47	74.00	0.0742	\$7.40	\$5.49	0.10%	5.24%	#VALUE!
usdchf		0.37	5.50	0.1011	\$2.20	\$2.22	0.03%	1.56%	#VALUE!
euraud		1.88	2.46	0.0701	\$130.00	\$91.13	1.81%	92.08%	#VALUE!
eurusd		1.30	39.00	0.1	\$3.90	\$3.90	0.05%	2.76%	#VALUE!
eurgbp		0.00	0.00	0.1263	\$0.00	\$0.00	0.00%	0.00%	#VALUE!
eurjpy	51.33	1.26	3.15	0.0926	\$45.30	\$41.95	0.63%	32.09%	#VALUE!
eurnzd	45.11	1.56	1.42	0.0669	\$154.40	\$103.29	2.14%	109.37%	#VALUE!
audusd		0.96	5.76	0.1	\$14.40	\$14.40	0.20%	10.20%	#VALUE!
audjpy		1.77	7.57	0.0926	\$37.10	\$34.35	0.52%	26.28%	#VALUE!

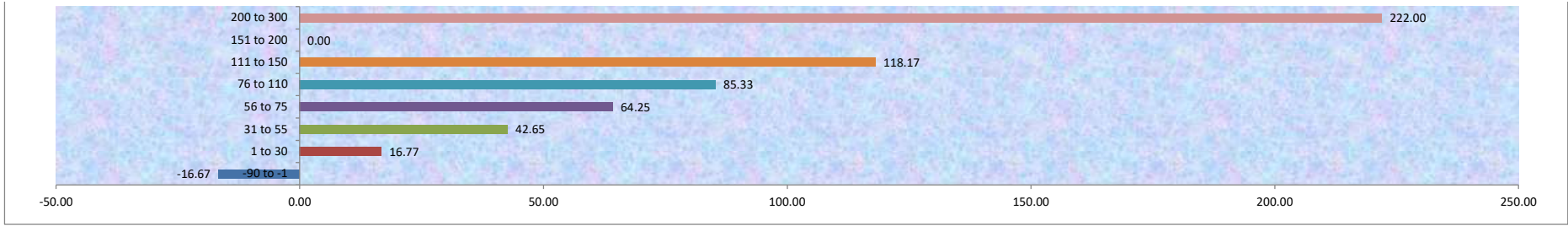
audCHF		1.43	43.00	0.1011	\$4.30	\$4.35	0.06%	3.05%	#VALUE!
audNZD		0.00	0.00	0.0669	\$0.00	\$0.00	0.00%	0.00%	#VALUE!
nzdUSD		1.79	13.44	0.1	\$21.50	\$21.50	0.30%	15.23%	#VALUE!
nzdJPY	22.79	1.27	4.77	0.0926	\$30.50	\$28.24	0.42%	21.60%	#VALUE!
cadJPY		0.00	0.00	0.0926	\$0.00	\$0.00	0.00%	0.00%	#VALUE!
Totals=	41.33	1.46	0.17		\$1,209.90	\$988.55			

range of pips made or lost	Number of trades per range	Average price of pips per range	% of the total trades per range	% of the total pips per range
-90 to -1	18	-16.67	6.64%	-3.13%
1 to 30	52	16.77	19.19%	3.15%
31 to 55	80	42.65	29.52%	8.01%
56 to 75	64	64.25	23.62%	12.07%
76 to 110	36	85.33	13.28%	16.02%
111 to 150	6	118.17	2.21%	22.19%
151 to 200	0	0.00	0.00%	0.00%
200 to 300	1	222.00	0.37%	41.69%

5.35 \$2,409.38 account size needed to trade 3 microlots for the average total
 Maximum number of trades in any week=13 of trades if ave trades were open at the same time each week



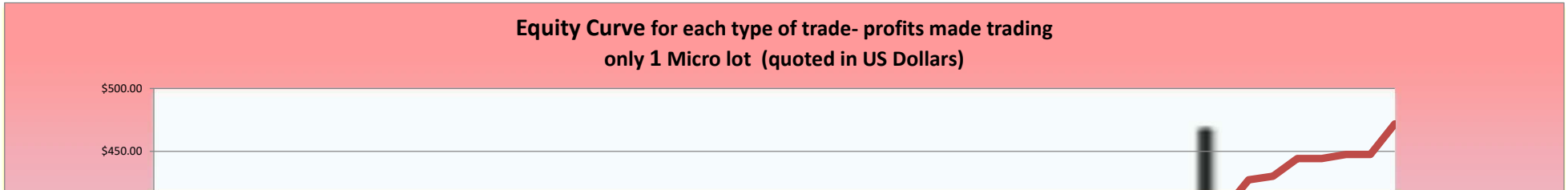
Average price of pips per range

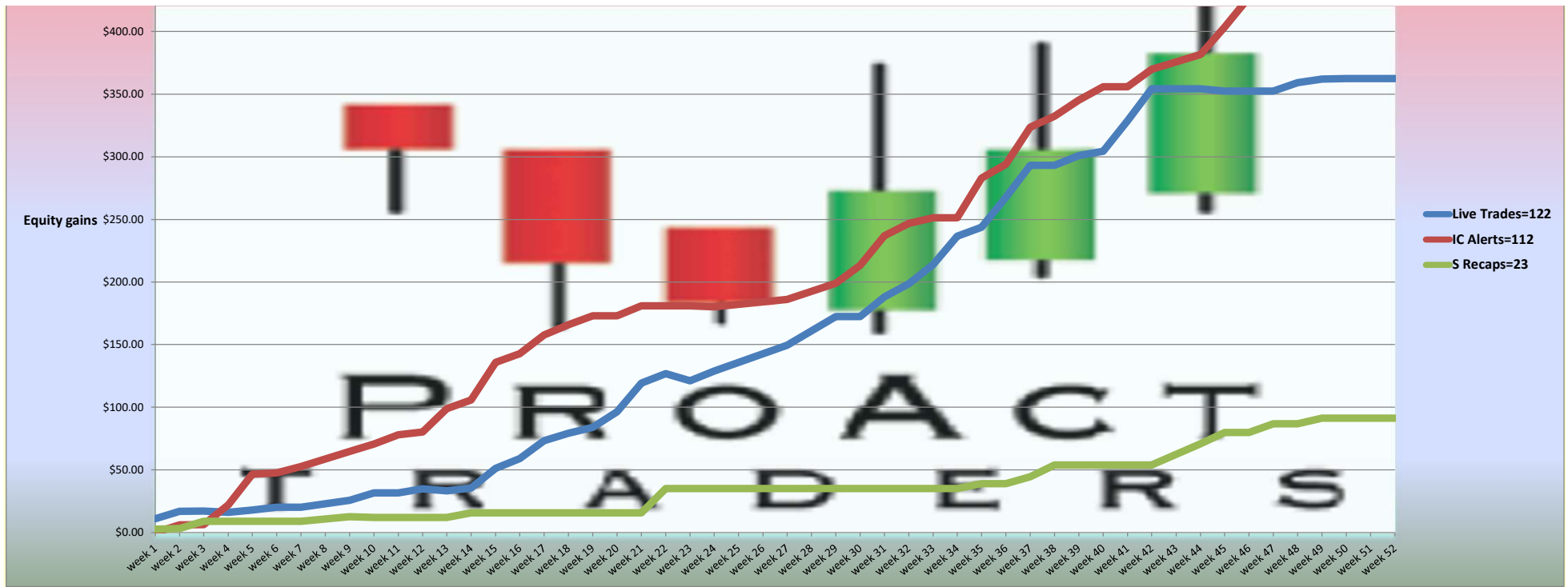


Currencies	Live Trade pips made
GBPUSD	306
GBPAUD	847
GBPNZD	504
NZDJPY	228
EURNZD	590
GBPJPY	910
EURAUD	424
GBPCHF	139
AUDCHF	43
AUDUSD	15
USDCHF	22
AUDJPY	96
EURJPY	432
USDCAD	74
NZDUSD	36
Jan to Dec Total	4666

Currencies	IC Alert pips made
GBPAUD	649
EURNZD	688
GBPUSD	985
EURAUD	718
GBPJPY	1119
GBPNZD	795
EURJPY	-9
AUDUSD	96
GBPCHF	433
NZDJPY	32
AUDJPY	152
NZDUSD	50
Jan to Dec Total	5708

Currencies	Session Recap pips made
GBPJPY	89
GBPUSD	68
AUDUSD	33
GBPAUD	76
EURAUD	115
GBPNZD	267
EURNZD	163
EURUSD	39
NZDUSD	129
GBPCHF	69
EURJPY	30
NZDJPY	45
AUDJPY	56
Jan to Dec Total	1179





PROFIT MADE TRADING ONLY 1 MICROLOT PER TRADE (IN US DOLLARS)					CUMULATIVE % GAIN (return on \$150 margin)			AVERAGE WEEKLY % GAIN		
Base on \$150 margin per miclot traded	Relative Total for each type of trade			Cumulative all Trades	Live trades	IC Alerts	S Recaps	Live trades	IC Alerts	S Recaps
	Live Trades=122	IC Alerts=112	S Recaps=23							
week 1	\$11.07	\$0.00	\$2.59	\$13.66	7.38%	0.00%	1.73%	7.38%	0.00%	1.73%
week 2	\$16.89	\$6.17	\$3.39	\$26.45	11.26%	4.11%	2.26%	5.63%	2.06%	1.13%
week 3	\$17.20	\$6.37	\$8.99	\$32.56	11.47%	4.25%	6.00%	3.82%	1.42%	2.00%
week 4	\$16.20	\$21.90	\$8.99	\$47.10	10.80%	14.60%	6.00%	2.70%	3.65%	1.50%
week 5	\$18.07	\$46.47	\$8.99	\$73.54	12.05%	30.98%	6.00%	2.41%	6.20%	1.20%
week 6	\$20.13	\$47.54	\$8.99	\$76.66	13.42%	31.69%	6.00%	2.24%	5.28%	1.00%
week 7	\$20.13	\$52.82	\$8.99	\$81.94	13.42%	35.21%	6.00%	1.92%	5.03%	0.86%
week 8	#N/A	#N/A	#N/A	#N/A	#N/A	#N/A	#N/A	#N/A	#N/A	#N/A
week 9	\$25.76	\$64.82	\$12.69	\$103.27	17.17%	43.21%	8.46%	1.91%	4.80%	0.94%
week 10	\$31.50	\$70.83	\$12.13	\$114.47	21.00%	47.22%	8.09%	2.10%	4.72%	0.81%
week 11	\$31.50	\$78.03	\$12.13	\$121.67	21.00%	52.02%	8.09%	1.91%	4.73%	0.74%
week 12	\$34.91	\$80.40	\$12.13	\$127.45	23.28%	53.60%	8.09%	1.94%	4.47%	0.67%
week 13	\$33.20	\$98.86	\$12.13	\$144.18	22.13%	65.91%	8.09%	1.70%	5.07%	0.62%
week 14	\$35.54	\$105.90	\$15.78	\$157.21	23.69%	70.60%	10.52%	1.69%	5.04%	0.75%
week 15	\$51.34	\$135.99	\$15.78	\$203.11	34.23%	90.66%	10.52%	2.28%	6.04%	0.70%

week 16	\$59.02	\$142.79	\$15.78	\$217.58	39.35%	95.19%	10.52%	2.46%	5.95%	0.66%
week 17	\$73.27	\$157.64	\$15.78	\$246.69	48.85%	105.09%	10.52%	2.87%	6.18%	0.62%
week 18	\$79.33	\$165.77	\$15.78	\$260.87	52.89%	110.51%	10.52%	2.94%	6.14%	0.58%
week 19	\$83.96	\$173.06	\$15.78	\$272.79	55.97%	115.37%	10.52%	2.95%	6.07%	0.55%
week 20	\$96.33	\$173.06	\$15.78	\$285.16	64.22%	115.37%	10.52%	3.21%	5.77%	0.53%
week 21	\$119.39	\$180.96	\$15.78	\$316.12	79.59%	120.64%	10.52%	3.79%	5.74%	0.50%
week 22	\$126.97	\$180.96	\$35.18	\$343.11	84.65%	120.64%	23.45%	3.85%	5.48%	1.07%
week 23	\$121.09	\$180.96	\$35.18	\$337.22	80.72%	120.64%	23.45%	3.51%	5.25%	1.02%
week 24	\$128.83	\$180.16	\$35.18	\$344.17	85.89%	120.11%	23.45%	3.58%	5.00%	0.98%
week 25	#N/A	#N/A	#N/A	#N/A	#N/A	#N/A	#N/A	#N/A	#N/A	#N/A
week 26	#N/A	#N/A	#N/A	#N/A	#N/A	#N/A	#N/A	#N/A	#N/A	#N/A
week 27	\$149.42	\$186.06	\$35.18	\$370.65	99.61%	124.04%	23.45%	3.69%	4.59%	0.87%
week 28	#N/A	#N/A	#N/A	#N/A	#N/A	#N/A	#N/A	#N/A	#N/A	#N/A
week 29	\$172.29	\$198.97	\$35.18	\$406.44	114.86%	132.64%	23.45%	3.96%	4.57%	0.81%
week 30	\$172.29	\$213.19	\$35.18	\$420.66	114.86%	142.13%	23.45%	3.83%	4.74%	0.78%
week 31	\$188.03	\$236.98	\$35.18	\$460.19	125.36%	157.99%	23.45%	4.04%	5.10%	0.76%
week 32	\$198.57	\$246.71	\$35.18	\$480.46	132.38%	164.47%	23.45%	4.14%	5.14%	0.73%
week 33	\$213.78	\$251.26	\$35.18	\$500.22	142.52%	167.51%	23.45%	4.32%	5.08%	0.71%
week 34	\$236.62	\$251.26	\$35.18	\$523.06	157.75%	167.51%	23.45%	4.64%	4.93%	0.69%
week 35	\$243.74	\$282.83	\$39.08	\$565.65	162.49%	188.56%	26.05%	4.64%	5.39%	0.74%
week 36	\$267.63	\$293.99	\$39.08	\$600.70	178.42%	196.00%	26.05%	4.96%	5.44%	0.72%
week 37	\$293.08	\$323.62	\$44.48	\$661.18	195.39%	215.75%	29.65%	5.28%	5.83%	0.80%
week 38	\$293.08	\$332.34	\$53.84	\$679.26	195.39%	221.56%	35.90%	5.14%	5.83%	0.94%
week 39	\$300.97	\$345.16	\$53.84	\$699.97	200.64%	230.11%	35.90%	5.14%	5.90%	0.92%
week 40	\$304.50	\$355.88	\$53.84	\$714.22	203.00%	237.25%	35.90%	5.07%	5.93%	0.90%
week 41	\$328.74	\$355.88	\$53.84	\$738.47	219.16%	237.25%	35.90%	5.35%	5.79%	0.88%
week 42	\$354.21	\$369.92	\$53.84	\$777.97	236.14%	246.61%	35.90%	5.62%	5.87%	0.85%
week 43	#N/A	#N/A	#N/A	#N/A	#N/A	#N/A	#N/A	#N/A	#N/A	#N/A
week 44	\$354.21	\$381.67	\$70.92	\$806.80	236.14%	254.45%	47.28%	5.37%	5.78%	1.07%
week 45	\$352.36	\$403.54	\$79.86	\$835.75	234.90%	269.03%	53.24%	5.22%	5.98%	1.18%
week 46	\$352.36	\$427.06	\$79.86	\$859.27	234.90%	284.71%	53.24%	5.11%	6.19%	1.16%
week 47	\$352.36	\$430.02	\$86.80	\$869.18	234.90%	286.68%	57.87%	5.00%	6.10%	1.23%
week 48	\$359.23	\$444.13	\$86.80	\$890.16	239.49%	296.09%	57.87%	4.99%	6.17%	1.21%
week 49	\$362.10	\$444.13	\$91.22	\$897.45	241.40%	296.09%	60.81%	4.93%	6.04%	1.24%
week 50	\$362.34	\$447.53	\$91.22	\$901.09	241.56%	298.35%	60.81%	4.83%	5.97%	1.22%
week 51	\$362.34	\$447.53	\$91.22	\$901.09	241.56%	298.35%	60.81%	4.74%	5.85%	1.19%
week 52	\$362.34	\$471.74	\$91.22	\$925.30	241.56%	314.49%	60.81%	4.74%	6.17%	1.19%