



- ▶ TRADING TIPS..... 1
- ▶ GETTING THE MOST FROM OUR CHARTS 2
- ▶ THE DAY CHART 3

ProAct *focus*

HELPING FOREX TRADERS BECOME SUCCESSFUL IN THE FOREX
WWW.PROACTTRADERS.COM

We exist to provide the finest Forex Charting System in the market. We color code to show MOMENTUM and HARMONY, give clear entry and exit points and unparalleled training resources.

Helping you achieve your financial goals

[Forex Target Trading](#) is starting to get a lot of traction in the Forex World. Why? Because people are realizing that they cannot be successful long term scalping and are slowly but surely coming around.

We try and prove that every day in the NY session as we show traders how to pick good targets and then take ONLY those trades with plenty of Real Estate to the next target.

Maybe you have finally come to the point where you want to commit to this Forex

venture as a serious pursuit and not just a hobby. If so, check out the Momentum Group.


What is the Momentum Group? We are a group of traders who are committed to learning to **target trade the Forex** and have shown that commitment by agreeing to a Mentorship program.

Want more info visit the [Mentoring page](#) on the website.



Trading Tips

Currency weakness You've seen a strong initial move in a cross headed to a target, but it pulls up short. The market retraces and then looks like it will go ahead and make the target but WHOA...it stops and cannot even get to the former low/high. **BIG CLUE!** There are not enough buyers or sellers in the market to make the target. This is your signal to either exit a trade you are already in, look for a 6 aces back to the center of the current move (find a Fibo retracement) or.....close the charts down and go walk the dog. Wishful thinking will net get the currency to move so **TAKE ACTION!**



Getting the most from our charts

Watch sideways moves

By
Scott Barkley

Simple-Right!

Sideways moves are dangerous because the moves can turn on a dime and stop you out repeatedly.

Because things are the way they are, things will not stay the way they are.

Bertolt Brecht

But sideways moves also give you a heads up the market is seeking direction and once they find it—either short or long, it is GOING TO TREND.

That is your clue. You have to anticipate that trending move

based on a lot of factors that will not be proven until it moves in that anticipated direction.

If you look at the chart below you can see the clues in the sideways moves.

Although both broke out the information to decide the direction is totally

different. This is the essence of trading—figure out what counts today and anticipate that move. The more you practice—the easier it gets to take advantage of this.


The Forex does three things: Ranges, Reverses and Trends.

The hardest and most dangerous time is when the market is Ranging. Traders call this “choppy” or “trading in the chop”.

So here is an axiom: Market that are **NOT** trending are going to. Markets that **ARE** trending are going to stop!



SMARTER INVESTING:
Pick the right currency



Just because we have 9+ currency crosses to choose from we do not want to trade all of them. Each day look for a cross that has room to a significant target WITH THE CURRENT TREND!

Ignore currencies that have too many barriers to a target (PSR's, Trend lines, Fibo's to name a few)


Be selective! There are usually only 1-2 REAL opportunities per session—your job is to find them.

Look at the current movements would a reversal at any point easily take out a reasonable stop? If so, the big boys surely know where it is and are looking to trap “ DUMB MONEY” in a move to stop them out.

This is a ZERO SUM GAME. Losers pay Winners!

Don't be the Dumb Money
Don't click out for 5
Don't trade without stops!

Good trading stuff!



Screenshots

The Day Chart is a **KEY CHART** to monitor.

Every time I am doing my analysis I look at the Day chart **FIRST**. It will usually reveal some clues to the puzzle that are **NOT** evident on the 240 or 60.



Below you can see the **SAME** move on the day chart vs. the 240 chart looks totally different and the anticipated move is also totally different.

