

NY Trading Session 2016 part 1

Trade type % of yearly pip total=		17.21%		33.10%		53.07%		2.31 average live trades per week		
Total wins and losses made for each type of trade=		total # Live Trades= 60		t# IC Alerts= 77		t# S Recaps= 103		2.96 average ic alert trades per week		
Cumulative pips made for each type of trade=		LTW= 49	LTL= 11	ICAW= 68	ICAL= 9	SRW= 103	SRL= 0	3.96 ave session recap trades a week		
Cumulative average winning % for each type of trade=		81.67%	2910	88.31%	5912	100.00%	9976	18,798 total pips made for the year		
Average net pips made for each type of trade=		48.50		76.78		96.85		220	20	total trades = 240
Date of Trade	Currency Pair	Live Trades	LTC	IC Alerts	ICC	Session Recap	SRC	Wins	Losses	Trade Type:
Tuesday, January 5, 2016	gbpusd	38						1	0	Live Trade
Tuesday, January 5, 2016	eurjpy					129		1	0	Session Recap
Tuesday, January 5, 2016	usdchf					68		1	0	Session Recap
Tuesday, January 5, 2016	eurusd					88		1	0	Session Recap
Wednesday, January 6, 2016	audusd			59				1	0	IC Alerts
Wednesday, January 6, 2016	eurjpy			49				1	0	IC Alerts
Wednesday, January 6, 2016	usdcad	73						1	0	Live Trade
Wednesday, January 6, 2016	nzdusd					60		1	0	Session Recap
Wednesday, January 6, 2016	gbpusd					31		1	0	Session Recap
Wednesday, January 6, 2016	gbpaud					136		1	0	Session Recap
Thursday, January 7, 2016	euraud			210				1	0	IC Alerts
Thursday, January 7, 2016	nzdjpy			77				1	0	IC Alerts
Thursday, January 7, 2016	eurgbp			88				1	0	IC Alerts
Thursday, January 7, 2016	gbpusd	44						1	0	Live Trade
Thursday, January 7, 2016	nzdusd					37		1	0	Session Recap
Thursday, January 7, 2016	audusd					70		1	0	Session Recap
Thursday, January 7, 2016	gbpaud					97		1	0	Session Recap
Thursday, January 7, 2016	eurnzd					100		1	0	Session Recap
Thursday, January 7, 2016	gbpchf					96		1	0	Session Recap
								0	0	
								0	0	
								0	0	
								0	0	
End of week 1 Total trades=19			155		483		912			1550
Thursday, January 7, 2016	audusd			74				1	0	IC Alerts
Thursday, January 7, 2016	nzdusd					80		1	0	Session Recap
Monday, January 11, 2016	gbpaud			127				1	0	IC Alerts
Monday, January 11, 2016	euraud			98				1	0	IC Alerts
Monday, January 11, 2016	eurjpy	-5						0	1	Live Trade
Monday, January 11, 2016	gbpusd					74		1	0	Session Recap
Tuesday, January 12, 2016	eurnzd			18				1	0	IC Alerts
Tuesday, January 12, 2016	nzdusd			70				1	0	IC Alerts
Tuesday, January 12, 2016	gbpusd					81		1	0	Session Recap
Tuesday, January 12, 2016	gbpaud					129		1	0	Session Recap
Tuesday, January 12, 2016	gbpnzd					128		1	0	Session Recap
Wednesday, January 13, 2016	audjpy			-20				0	1	IC Alerts
Wednesday, January 13, 2016	eurgbp			37				1	0	IC Alerts
Wednesday, January 13, 2016	usdcad	109						1	0	Live Trade
Wednesday, January 13, 2016	cadjpy	47						1	0	Live Trade
Wednesday, January 13, 2016	eurnzd					47		1	0	Session Recap
Wednesday, January 13, 2016	audchf					77		1	0	Session Recap
								0	0	

Tuesday, April 19, 2016	euraud	24				1	0	Live Trade
Tuesday, April 19, 2016	eurgbp	17				1	0	Live Trade
						0	0	
						0	0	
						0	0	
						0	0	
						0	0	
						0	0	
						0	0	
						0	0	
						0	0	
						0	0	
						0	0	
						0	0	
						0	0	
						0	0	
						0	0	
						0	0	
						0	0	
End of week 16 Total trades=9			113	142	75			330
Wednesday, April 20, 2016	eurusd				58	1	0	Session Recap
Thursday, April 21, 2016	eurgbp				66	1	0	Session Recap
Thursday, April 21, 2016	audusd				95	1	0	Session Recap
Tuesday, April 26, 2016	euraud				196	1	0	Session Recap
						0	0	
						0	0	
						0	0	
						0	0	
						0	0	
						0	0	
						0	0	
						0	0	
						0	0	
						0	0	
						0	0	
						0	0	
						0	0	
						0	0	
						0	0	
						0	0	
End of week 17 Total trades=4			0	0	415			415
Tuesday, April 26, 2016	eurgbp	-25				0	1	Live Trade
Wednesday, April 27, 2016	gbpjpy		67			1	0	IC Alerts
Wednesday, April 27, 2016	euraud				124	1	0	Session Recap
Monday, May 2, 2016	nzdusd	61				1	0	Live Trade
Tuesday, May 3, 2016	gbpusd				32	1	0	Session Recap

Monday, May 16, 2016	gbpCHF	98				1	0	Live Trade
Monday, May 16, 2016	eurGBP			50		1	0	Session Recap
Tuesday, May 17, 2016	gbpCHF		94			1	0	IC Alerts
Tuesday, May 17, 2016	gbpusd	-8				0	1	Live Trade
Tuesday, May 17, 2016	gbpAUD			73		1	0	Session Recap
Tuesday, May 17, 2016	audUSD			54		1	0	Session Recap
Wednesday, May 18, 2016	usdCAD			87		1	0	Session Recap
						0	0	
						0	0	
						0	0	
						0	0	
						0	0	
						0	0	
						0	0	
						0	0	
						0	0	
						0	0	
						0	0	
End of week 20 Total trades=10			90	178	264			532
Wednesday, May 18, 2016	gbpAUD		237			1	0	IC Alerts
Monday, May 23, 2016	gbpJPY		95			1	0	IC Alerts
Tuesday, May 24, 2016	eurUSD	1				1	0	Live Trade
Tuesday, May 24, 2016	gbpusd			72		1	0	Session Recap
						0	0	
						0	0	
						0	0	
						0	0	
						0	0	
						0	0	
						0	0	
						0	0	
						0	0	
						0	0	
						0	0	
						0	0	
End of week 21 Total trades=4			1	332	72			405
Tuesday, May 24, 2016	eurAUD		102			1	0	IC Alerts

					0	0	
					0	0	
End of week 25 Total trades=4		82	0	207			289
Monday, June 20, 2016	usdcad	-52			0	1	Live Trade
Monday, June 27, 2016	euraud		44		1	0	IC Alerts
Tuesday, June 28, 2016	audusd	1			1	0	Live Trade
Tuesday, June 28, 2016	gbpjpy			221	1	0	Session Recap
Tuesday, June 28, 2016	gbpusd			87	1	0	Session Recap
Tuesday, June 28, 2016	usdcad			31	1	0	Session Recap
					0	0	
					0	0	
					0	0	
					0	0	
					0	0	
					0	0	
					0	0	
					0	0	
					0	0	
					0	0	
					0	0	
					0	0	
					0	0	
					0	0	
End of week 26 Total trades=6		51	44	339			332

26 weeks of trading so far		Number of trades made for each Currency during the year 2016			
1) gbpnzd= 8	6) usdjpy= 2	9) euraud= 24	14) audusd= 18	18) nzdusd= 12	20) cadjpy= 9
2) gbpaud= 20	7) usdcad= 16	10) eurUSD= 6	15) audjpy= 13	19) nzdjpy= 4	
3) gbpusd= 18	8) usdchf= 2	11) eurgbp= 19	16) audchf= 2		
4) gbpjpy= 27		12) eurjpy= 18	17) audnzd= 0		
5) gbpchf= 12		13) eurnzd= 10			
Total gbp's= 85	Total usd's= 20	Total eur's= 77	total aud's= 33	Total nzd's= 16	total cad's= 9

	Average pips made per month	Number of trades per month	Average pips made per trade	comments
JANUARY	4665	61	76.48	
FEBRUARY	4174	44	94.86	
MARCH	2479	37	67.00	
APRIL	2717	39	69.67	
MAY	2621	32	81.91	
JUNE	2142	27	79.33	

JULY				
AUGUST				
SEPTEMBER				
OCTOBER				
NOVEMBER				
DECEMBER				
YEARLY TOTAL	18798	240	78.33	

	Number of open trades closed on	Number of pips made in trades	% of the Total pips made	Winners	Losers	% Winners	% Losers
MONDAY	12	687	3.65%	11	1	91.67%	8.33%
TUESDAY	27	1152	6.13%	25	2	92.59%	7.41%
WEDNESDAY	21	1537	8.18%	20	1	95.24%	4.76%
THURSDAY	14	999	5.31%	14	0	100.00%	0.00%
FRIDAY	0	0	0.00%	0	0	0.00%	100.00%

	Average pip winner size	Average pip loser size	Profit Factor	Average net pip made per trade
MONDAY	61.82	-7.00	8.83	56.08
TUESDAY	39.12	-87.00	0.45	29.78
WEDNESDAY	76.80	-1.00	76.80	73.10
THURSDAY	71.36	0.00	0.00	71.36
FRIDAY	0.00	0.00	0.00	0.00

*assumes a 30 pip stop per microlot , \$150*2%=\$3
30 pips*.10 per microlot=\$3
you want a profit factor greater than 2
** the expected return to the amount of capital at risk taken (30 pips per microlot) to achieve these returns. This should be >1
*** this statistic is considered the expected profitability/unprofitability of the next trade

Currencies	Total winning pips	Total losing pips	Total winning trades	Total losing trades	Average win %	Average winner size	Average loss %	Average loser size	Average net pip made per trade	ROI (\$150 margin per microlot traded)*
gbpnzd	991	-48	6	2	75.00%	165.17	25.00%	-24.00	117.88	62.87%
gbpau	2626	-30	19	1	95.00%	138.21	5.00%	-30.00	129.80	173.07%
gbpusd	1214	-8	17	1	94.44%	71.41	5.56%	-8.00	67.00	80.40%
gbpjpy	2861	-62	25	2	92.59%	114.44	7.41%	-31.00	103.67	186.60%
gbpchf	1143	-22	11	1	91.67%	103.91	8.33%	-22.00	93.42	74.73%
usdjpy	274	0	2	0	100.00%	137.00	0.00%	0.00	137.00	18.27%
usdcad	950	-117	14	2	87.50%	67.86	12.50%	-58.50	52.06	55.53%
usdchf	87	0	2	0	100.00%	43.50	0.00%	0.00	43.50	5.80%
euraud	2415	-113	22	2	91.67%	109.77	8.33%	-56.50	95.92	153.47%
eurusd	300	0	6	0	100.00%	50.00	0.00%	0.00	50.00	20.00%
eurgbp	1063	-25	18	1	94.74%	59.06	5.26%	-25.00	54.63	69.20%
eurjpy	1221	-27	16	2	88.89%	76.31	11.11%	-13.50	66.33	79.60%
eurnzd	720	0	10	0	100.00%	72.00	0.00%	0.00	72.00	48.00%
audusd	1021	-44	16	2	88.89%	63.81	11.11%	-22.00	54.28	65.13%
audjpy	800	-139	9	4	69.23%	88.89	30.77%	-34.75	50.85	44.07%
audchf	117	0	2	0	100.00%	58.50	0.00%	0.00	58.50	7.80%
audnzd	0	0	0	0	0.00%	0.00	0.00%	0.00	0.00	0.00%
nzdusd	605	0	12	0	100.00%	50.42	0.00%	0.00	50.42	40.33%
nzdjpy	349	0	4	0	100.00%	87.25	0.00%	0.00	87.25	23.27%

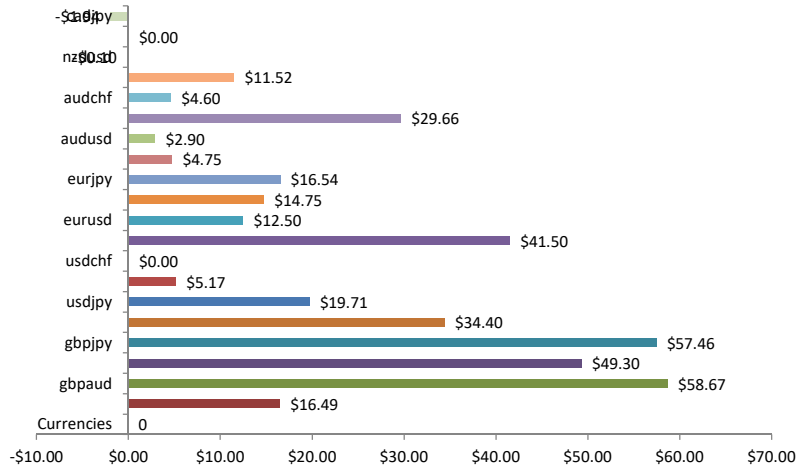
cadjpy	676	0	9	0	100.00%	75.11	0.00%	0.00	75.11	45.07%
Totals=	19433	-635	220	20	91.67%	88.33	8.33%	-31.75	78.33	1253.20%

Currencies	Profit factor	Payoff Ratio **	Expected Payoff ***	2/10/2017 rate exch to usd	total gain per microlot traded	Realized gain in US Dollars
gbpnzd	20.65	3.93	14.73	0.72	\$94.30	\$67.90
gbpau	87.53	4.33	6.49	0.76	\$259.60	\$197.30
gbpusd	151.75	2.23	3.72	1	\$120.60	\$120.60
gbpjpy	46.15	3.46	3.84	0.88	\$279.90	\$246.31
gbpchf	51.95	3.11	7.78	1	\$112.10	\$112.10
usdjpy		4.57	68.50	0.88	\$27.40	\$24.11
usdcad	8.12	1.74	3.25	0.76	\$83.30	\$63.31
usdchf		1.45	21.75	1	\$8.70	\$8.70
euraud	21.37	3.20	4.00	0.76	\$230.20	\$174.95
eurusd		1.67	8.33	1	\$30.00	\$30.00
eurgbp	42.52	1.82	2.88	1.25	\$103.80	\$129.75
eurjpy	45.22	2.21	3.69	0.88	\$119.40	\$105.07
eurnzd		2.40	7.20	0.72	\$72.00	\$51.84
audusd	23.20	1.81	3.02	1	\$97.70	\$97.70
audjpy	5.76	1.69	3.91	0.88	\$66.10	\$58.17
audchf		1.95	29.25	1	\$11.70	\$11.70
audnzd		0.00	0.00	0.72	\$0.00	\$0.00
nzdusd		1.68	4.20	1	\$60.50	\$60.50
nzdjpy		2.91	21.81	0.88	\$34.90	\$30.71
cadjpy		2.50	8.35	0.88	\$67.60	\$59.49
Totals=	30.60	2.61	0.33		\$1,879.80	\$1,650.21

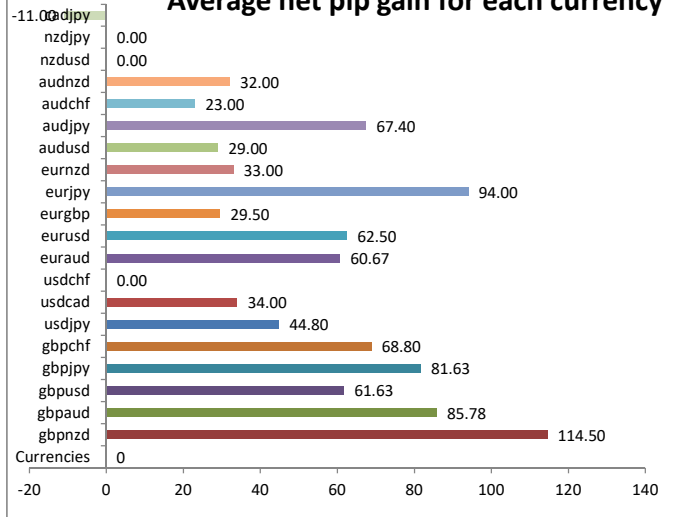
range of pips made or lost	number of trades per range	average price of pips per range
-90 to -1	20	-31.75
1 to 30	18	12.94
31 to 55	39	42.31
56 to 75	42	66.88
76 to 110	64	90.39
111 to 150	33	126.03
151 to 200	12	169.33
200 to 300	11	223.64

9.23 \$4,153.85 account size needed to trade 3 microlots for the average total of trades if ave trades were open at the same time each week

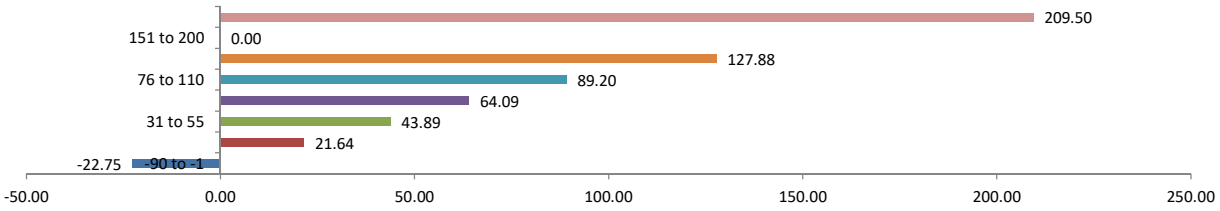
Realized gain for each microlot traded



Average net pip gain for each currency



average price of pips per range



|