



















					0	0	
					0	0	
<b>End of week 17 Total trades=9</b>		156	152	0			<b>308</b>
Tuesday, April 27, 2021	GBPZD	13			0	1	Live Trade
Wednesday, April 28, 2021	EURAUD		72		1	0	IC Alerts
Wednesday, April 28, 2021	GBPAUD		44		1	0	IC Alerts
Wednesday, April 28, 2021	GBPJPY	38			1	0	Live Trade
Thursday, April 29, 2021	EURAUD	19			1	0	Live Trade
Thursday, April 29, 2021	GBPZD	31	191		1	0	Live Trade
					0	0	
					0	0	
					0	0	
					0	0	
					0	0	
					0	0	
					0	0	
					0	0	
					0	0	
					0	0	
					0	0	
					0	0	
					0	0	
					0	0	
					0	0	
					0	0	
					0	0	
					0	0	
<b>End of week 18 Total trades=6</b>		75	116	0			<b>191</b>
Tuesday, May 4, 2021	GBPAUD	74			1	0	Live Trade
Wednesday, May 5, 2021	EURNZD		109		1	0	IC Alerts
Thursday, May 6, 2021	GBPAUD	8			0	1	Live Trade
					0	0	
					0	0	
					0	0	
					0	0	
					0	0	
					0	0	
					0	0	
					0	0	
					0	0	
					0	0	
					0	0	
					0	0	
					0	0	
					0	0	
					0	0	
					0	0	
					0	0	
					0	0	
<b>End of week 19 Total trades=3</b>		66	109	0			<b>175</b>
Friday, May 7, 2021	GBPAUD	46			1	0	Live Trade

Friday, May 7, 2021	GBPNZD	38				1	0	Live Trade
Tuesday, May 11, 2021	USDCHF	4				1	0	Live Trade
Thursday, May 13, 2021	GBPUSD	62				1	0	Live Trade
						0	0	
						0	0	
						0	0	
						0	0	
						0	0	
						0	0	
						0	0	
						0	0	
						0	0	
						0	0	
						0	0	
						0	0	
						0	0	
						0	0	
						0	0	
<b>End of week 20 Total trades=4</b>			150	0	0			150
Tuesday, May 18, 2021	GBPUSD			79		1	0	IC Alerts
Wednesday, May 19, 2021	AUDJPY	57				1	0	Live Trade
Wednesday, May 19, 2021	NZDJPY	70				1	0	Live Trade
Wednesday, May 19, 2021	GBPJPY	56				1	0	Live Trade
Wednesday, May 19, 2021	EURJPY	42				1	0	Live Trade
Wednesday, May 19, 2021	GBPCHF	22				1	0	Live Trade
						0	0	
						0	0	
						0	0	
						0	0	
						0	0	
						0	0	
						0	0	
						0	0	
						0	0	
						0	0	
						0	0	
						0	0	
<b>End of week 21 Total trades=6</b>			247	79	0			326
Tuesday, May 25, 2021	GBPAUD	58				1	0	Live Trade
Tuesday, May 25, 2021	GBPNZD			66		1	0	Session Recap
Wednesday, May 26, 2021	GBPJPY	14				0	1	Live Trade
Wednesday, May 26, 2021	EURNZD			101		1	0	Session Recap
Wednesday, May 26, 2021	GBPNZD			123		1	0	Session Recap

Thursday, May 27, 2021	GBPJPY	24			0	1	Live Trade
					0	0	
					0	0	
					0	0	
					0	0	
					0	0	
					0	0	
					0	0	
					0	0	
					0	0	
					0	0	
					0	0	
					0	0	
					0	0	
					0	0	
					0	0	
<b>End of week 22 Total trades=6</b>		20	0	290			<b>310</b>
Thursday, June 3, 2021	GBPUUSD	28			0	1	Live Trade
Thursday, June 3, 2021	GBPAUD	44			0	1	Live Trade
					0	0	
					0	0	
					0	0	
					0	0	
					0	0	
					0	0	
					0	0	
					0	0	
					0	0	
					0	0	
					0	0	
					0	0	
					0	0	
					0	0	
					0	0	
<b>End of week 23 Total trades=2</b>		72	0	0			<b>-72</b>
Tuesday, June 8, 2021	GBPJPY	17			0	1	Live Trade
Wednesday, June 9, 2021	EURNZD	34			1	0	Live Trade
Wednesday, June 9, 2021	NZDJPY	6			1	0	Live Trade
Thursday, June 10, 2021	GBPUUSD		8		0	1	IC Alerts
Thursday, June 10, 2021	EURAUD	8			0	1	Live Trade
Thursday, June 10, 2021	NZDJPY	30			0	1	Live Trade
					0	0	
					0	0	
					0	0	







					0	0	
					0	0	
<b>End of week 30 Total trades=2</b>		0	180	0			<b>180</b>
Tuesday, July 20, 2021	GBPJPY		51		1	0	IC Alerts
Tuesday, July 20, 2021	NZDJPY		32		1	0	IC Alerts
Wednesday, July 21, 2021	GBPJPY		82		1	0	IC Alerts
Thursday, July 22, 2021	EURAUD		54		1	0	IC Alerts
Thursday, July 22, 2021	GBPJPY		51		1	0	IC Alerts
Thursday, July 22, 2021	USDCAD	74			1	0	Live Trade
Thursday, July 22, 2021	EURNZD	48			1	0	Live Trade
Thursday, July 22, 2021	NZDJPY	76			1	0	Live Trade
					0	0	
					0	0	
					0	0	
					0	0	
					0	0	
					0	0	
					0	0	
					0	0	
					0	0	
					0	0	
					0	0	
					0	0	
					0	0	
<b>End of week 31 Total trades=8</b>		198	270	0			<b>468</b>
Tuesday, July 27, 2021	NZDUSD	36			0	1	Live Trade
Tuesday, July 27, 2021	GBPNZD	20			0	1	Live Trade
Wednesday, July 28, 2021	GBPUSD	56			1	0	Live Trade
Thursday, July 29, 2021	EURNZD		12		1	0	IC Alerts
Thursday, July 29, 2021	GBPUSD		55		1	0	IC Alerts
Thursday, July 29, 2021	GBPJPY		37		1	0	IC Alerts
					0	0	
					0	0	
					0	0	
					0	0	
					0	0	
					0	0	
					0	0	
					0	0	
					0	0	
					0	0	
					0	0	
					0	0	
					0	0	
					0	0	
<b>End of week 32 Total trades=6</b>		0	104	0			<b>104</b>
Friday, July 30, 2021	EURNZD	7			1	0	Live Trade

Friday, July 30, 2021	GBPNZD	22			1	0	Live Trade
Tuesday, August 3, 2021	GBPNZD		68		1	0	IC Alerts
Tuesday, August 3, 2021	EURJPY	46			1	0	Live Trade
Tuesday, August 3, 2021	EURNZD	69			1	0	Live Trade
Wednesday, August 4, 2021	EURJPY	28			1	0	Live Trade
Wednesday, August 4, 2021	GBPUSD	18			0	1	Live Trade
					0	0	
					0	0	
					0	0	
					0	0	
					0	0	
					0	0	
					0	0	
					0	0	
					0	0	
					0	0	
					0	0	
					0	0	
					0	0	
					0	0	
<b>End of week 33 Total trades=7</b>			154	68	0		222
Wednesday, August 11, 2021	EURAUD	65			1	0	Live Trade
Wednesday, August 11, 2021	GBP AUD	71			1	0	Live Trade
Wednesday, August 11, 2021	EURNZD	82			1	0	Live Trade
Wednesday, August 11, 2021	GBPNZD	75			1	0	Live Trade
Thursday, August 12, 2021	GBP AUD	40			0	1	Live Trade
					0	0	
					0	0	
					0	0	
					0	0	
					0	0	
					0	0	
					0	0	
					0	0	
					0	0	
					0	0	
					0	0	
					0	0	
					0	0	
					0	0	
<b>End of week 34 Total trades=5</b>			253	0	0		253
Friday, August 13, 2021	GBPJPY	65			1	0	Live Trade
Friday, August 13, 2021	EURUSD			39	1	0	Session Recap
Tuesday, August 17, 2021	GBPUSD		48		1	0	IC Alerts
Tuesday, August 17, 2021	GBPJPY		38		1	0	IC Alerts
Thursday, August 19, 2021	GBPUSD		49		1	0	IC Alerts











End of week 43 Total trades=0	0	0	0	0	0	0	0
					0	0	
					0	0	
					0	0	
					0	0	
					0	0	
					0	0	
					0	0	
					0	0	
					0	0	
					0	0	
					0	0	
					0	0	
					0	0	
					0	0	
					0	0	
					0	0	
					0	0	
					0	0	
					0	0	
					0	0	
End of week 44 Total trades=0	0	0	0	0	0	0	0
					0	0	
					0	0	
					0	0	
					0	0	
					0	0	
					0	0	
					0	0	
					0	0	
					0	0	
					0	0	
					0	0	
					0	0	
					0	0	
					0	0	
					0	0	
					0	0	
					0	0	
					0	0	
					0	0	
					0	0	
End of week 45 Total trades=0	0	0	0	0	0	0	0
					0	0	
					0	0	









					0	0	
					0	0	
					0	0	
					0	0	
					0	0	
					0	0	
					0	0	
					0	0	
					0	0	
End of week 52 Total trades=0		0	0	0			0

36 weeks of trading so far		Number of trades made for each Currency during the year 2021			
1) gbpnzd= 24	6) usdjpy= 0	9) euraud= 15	14) audusd= 5	18) nzdusd= 3	20) cadjpy= 0
2) gbpaud= 30	7) usdcad= 1	10) eurUSD= 2	15) audjpy= 2	19) nzdjpy= 6	
3) gbpUSD= 33	8) usdCHF= 2	11) eurGBP= 0	16) audCHF= 1		
4) gbpjpy= 32		12) eurjpy= 5	17) audnzd= 0		
5) gbpCHF= 8		13) eurNZD= 25			
<b>Total GBP's= 127</b>	<b>Total USD's= 3</b>	<b>Total EUR's= 47</b>	<b>total AUD's= 8</b>	<b>Total NZD's= 9</b>	<b>total CAD's= 0</b>

	Average pips made per month	Number of trades per month	Average pips made per trade	comments
JANUARY	#VALUE!	#VALUE!	#VALUE!	
FEBRUARY	#VALUE!	#VALUE!	#VALUE!	
MARCH	#VALUE!	#VALUE!	#VALUE!	
APRIL	#VALUE!	#VALUE!	#VALUE!	
MAY	#VALUE!	#VALUE!	#VALUE!	
JUNE	#VALUE!	#VALUE!	#VALUE!	
JULY	#VALUE!	#VALUE!	#VALUE!	
AUGUST	#VALUE!	#VALUE!	#VALUE!	
SEPTEMBER	#VALUE!	#VALUE!	#VALUE!	
OCTOBER	#VALUE!	#VALUE!	#VALUE!	
NOVEMBER	#VALUE!	#VALUE!	#VALUE!	
DECEMBER	#VALUE!	#VALUE!	#VALUE!	
YEARLY TOTAL	#VALUE!	#VALUE!	0.00	

	Number of open trades closed on	Number of pips made in trades	% of the Total pips made	Winners	Losers	% Winners	% Losers
MONDAY	#VALUE!	#VALUE!	0.00%	#VALUE!	#VALUE!	#VALUE!	#VALUE!
TUESDAY	#VALUE!	#VALUE!	0.00%	#VALUE!	#VALUE!	#VALUE!	#VALUE!
WEDNESDAY	#VALUE!	#VALUE!	0.00%	#VALUE!	#VALUE!	#VALUE!	#VALUE!
THURSDAY	#VALUE!	#VALUE!	0.00%	#VALUE!	#VALUE!	#VALUE!	#VALUE!
FRIDAY	#VALUE!	#VALUE!	0.00%	#VALUE!	#VALUE!	#VALUE!	#VALUE!

	Average pip winner size	Average pip loser size	Profit Factor	Average net pip made per trade
--	-------------------------	------------------------	---------------	--------------------------------

\*assumes a 30 pip stop per microlot , \$150\*2%=\$3  
30 pips\*.10 per microlot=\$3

MONDAY	0.00	0.00	0.00	0.00
TUESDAY	0.00	0.00	0.00	0.00
WEDNESDAY	0.00	0.00	0.00	0.00
THURSDAY	0.00	0.00	0.00	0.00
FRIDAY	0.00	0.00	0.00	0.00

you want a profit factor greater than 2

\*\* the expected return to the amount of capital at risk taken (30 pips per microlot)  
to achieve these returns. This should be >1

\*\*\* this statistic is considered the expected profitability/unprofitability of the next trade

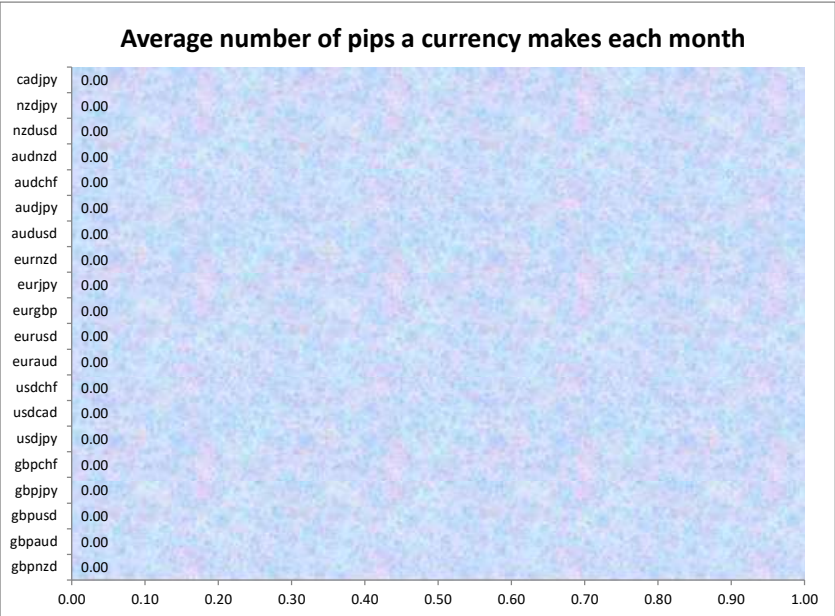
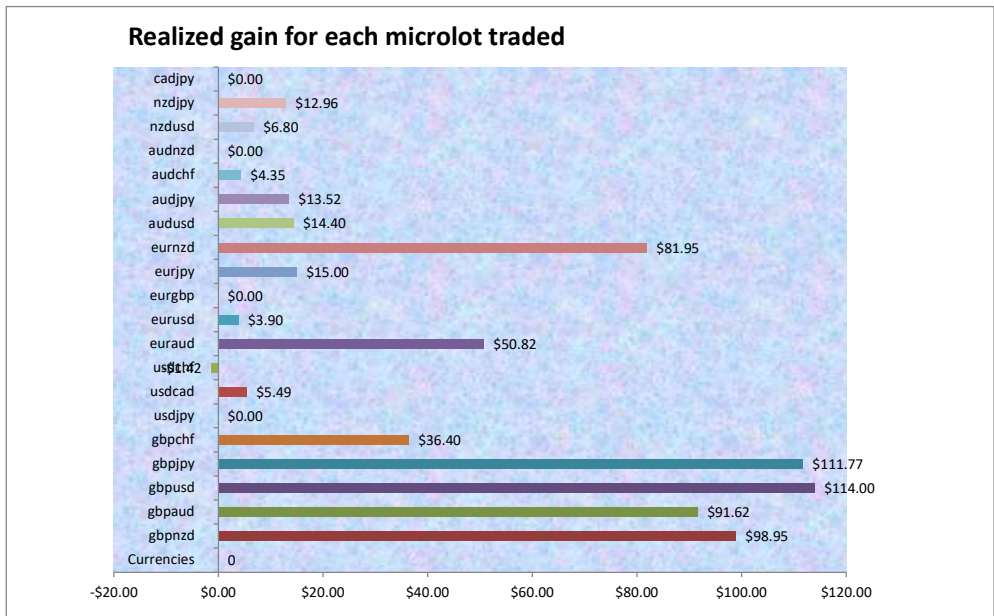
Currencies	Total winning pips	Total losing pips	Total winning trades	Total losing trades	Average win %	Average winner size	Average loss %	Average loser size	Average net pip made per trade	ROI (\$150 margin per microlot traded)*
gbpnzd	1512	-33	22	2	91.67%	68.73	8.33%	-16.50	61.63	98.60%
gbpau	1427	-120	24	6	80.00%	59.46	20.00%	-20.00	43.57	87.13%
gbpusd	1215	-75	28	5	84.85%	43.39	15.15%	-15.00	34.55	76.00%
gbpjpy	1354	-147	25	7	78.13%	54.16	21.88%	-21.00	37.72	84.47%
gbpchf	377	-17	7	1	87.50%	53.86	12.50%	-17.00	45.00	24.00%
usdjpy	0	0	0	0	0.00%	0.00	0.00%	0.00	0.00	0.00%
usdcad	74	0	1	0	100.00%	74.00	0.00%	0.00	74.00	4.93%
usdchf	4	-18	1	1	50.00%	4.00	50.00%	-18.00	-7.00	-0.93%
euraud	733	-8	14	1	93.33%	52.36	6.67%	-8.00	48.33	48.33%
eurusd	39	0	1	0	100.00%	39.00	0.00%	0.00	39.00	2.60%
eurgbp	0	0	0	0	0.00%	0.00	0.00%	0.00	0.00	0.00%
eurjpy	171	-9	4	1	80.00%	42.75	20.00%	-9.00	32.40	10.80%
eurnzd	1235	-10	24	1	96.00%	51.46	4.00%	-10.00	49.00	81.67%
audusd	144	0	5	0	100.00%	28.80	0.00%	0.00	28.80	9.60%
audjpy	146	0	2	0	100.00%	73.00	0.00%	0.00	73.00	9.73%
audchf	43	0	1	0	100.00%	43.00	0.00%	0.00	43.00	2.87%
audnzd	0	0	0	0	0.00%	0.00	0.00%	0.00	0.00	0.00%
nzdusd	104	-36	2	1	66.67%	52.00	33.33%	-36.00	22.67	4.53%
nzdjpy	184	-44	4	2	66.67%	46.00	33.33%	-22.00	23.33	9.33%
cadjpy	0	0	0	0	0.00%	0.00	0.00%	0.00	0.00	0.00%
Totals=	8762	-517	165	28	85.49%	53.10	14.51%	-18.46	42.72	549.67%

Currencies	Profit factor	Payoff Ratio **	Expected Payoff ***	01/03/2019 micro Rate exch to USD	Total gain per microlot traded	Realized gain in US Dollars	% ROI per currency per week	% ROI per year (51wks)	Average number of pips a currency makes each month
gbpnzd	45.82	2.05	2.57	0.0669	\$147.90	\$98.95	2.74%	139.68%	#VALUE!
gbpau	11.89	1.45	1.45	0.0701	\$130.70	\$91.62	2.42%	123.44%	#VALUE!
gbpusd	16.20	1.15	1.05	0.1	\$114.00	\$114.00	2.11%	107.67%	#VALUE!
gbpjpy	9.21	1.26	1.18	0.0926	\$120.70	\$111.77	2.24%	113.99%	#VALUE!
gbpchf	22.18	1.50	5.63	0.1011	\$36.00	\$36.40	0.67%	34.00%	#VALUE!
usdjpy		0.00	0.00	0.0926	\$0.00	\$0.00	0.00%	0.00%	#VALUE!
usdcad		2.47	74.00	0.0742	\$7.40	\$5.49	0.14%	6.99%	#VALUE!
usdchf	0.22	-0.23	-3.50	0.1011	-\$1.40	-\$1.42	-0.03%	-1.32%	#VALUE!
euraud	91.63	1.61	3.22	0.0701	\$72.50	\$50.82	1.34%	68.47%	#VALUE!
eurusd		1.30	39.00	0.1	\$3.90	\$3.90	0.07%	3.68%	#VALUE!
eurgbp		0.00	0.00	0.1263	\$0.00	\$0.00	0.00%	0.00%	#VALUE!
eurjpy	19.00	1.08	6.48	0.0926	\$16.20	\$15.00	0.30%	15.30%	#VALUE!
eurnzd	123.50	1.63	1.96	0.0669	\$122.50	\$81.95	2.27%	115.69%	#VALUE!
audusd		0.96	5.76	0.1	\$14.40	\$14.40	0.27%	13.60%	#VALUE!
audjpy		2.43	36.50	0.0926	\$14.60	\$13.52	0.27%	13.79%	#VALUE!

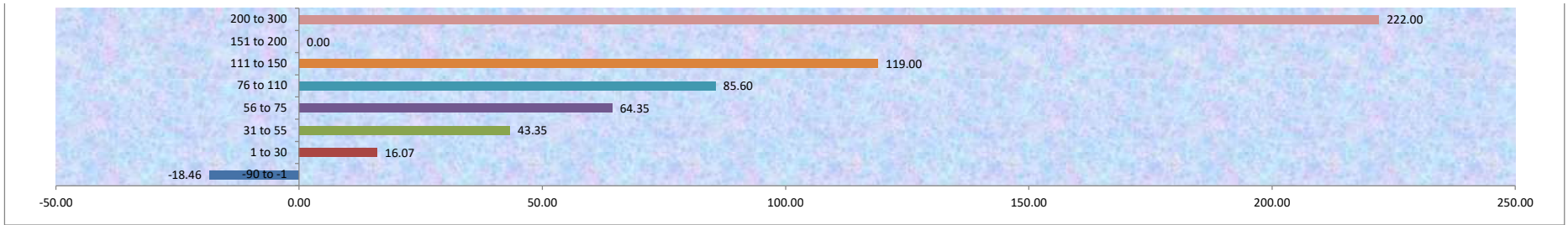
audCHF		1.43	43.00	0.1011	\$4.30	\$4.35	0.08%	4.06%	#VALUE!
audNZD		0.00	0.00	0.0669	\$0.00	\$0.00	0.00%	0.00%	#VALUE!
nzdUSD	2.89	0.76	7.56	0.1	\$6.80	\$6.80	0.13%	6.42%	#VALUE!
nzdJPY	4.18	0.78	3.89	0.0926	\$14.00	\$12.96	0.26%	13.22%	#VALUE!
cadJPY		0.00	0.00	0.0926	\$0.00	\$0.00	0.00%	0.00%	#VALUE!
Totals=	16.95	1.42	0.22		\$824.50	\$660.51			

range of pips made or lost	Number of trades per range	Average price of pips per range	% of the total trades per range	% of the total pips per range
-90 to -1	28	-18.46	14.51%	-3.47%
1 to 30	30	16.07	15.54%	3.02%
31 to 55	60	43.35	31.09%	8.15%
56 to 75	46	64.35	23.83%	12.10%
76 to 110	25	85.60	12.95%	16.09%
111 to 150	3	119.00	1.55%	22.37%
151 to 200	0	0.00	0.00%	0.00%
200 to 300	1	222.00	0.52%	41.74%

5.39      \$2,425.00      account size needed to trade 3 microlots for the average total  
Maximum number of trades in any week=13      of trades if ave trades were open at the same time each week



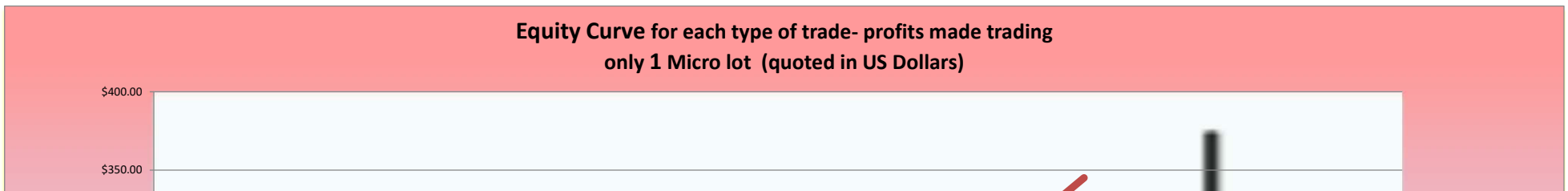
Average price of pips per range

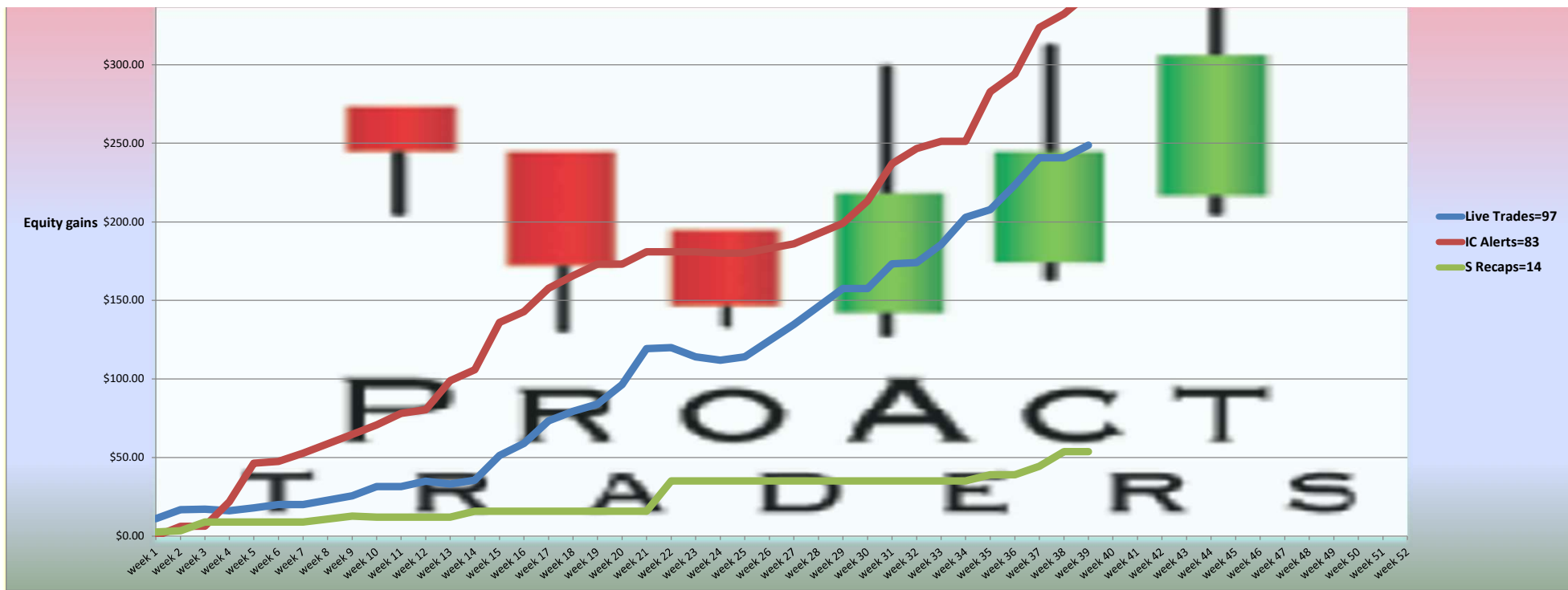


Currencies	Live Trade pips made
GBPUSD	231
GBPAUD	708
GBPNZD	473
NZDJPY	108
EURNZD	577
GBPJPY	481
EURAUD	205
GBPCHF	93
AUDCHF	43
AUDUSD	15
USDCHF	-14
AUDJPY	57
EURJPY	171
USDCAD	74
NZDUSD	-36
<b>Jan to Dec Total</b>	<b>3186</b>

Currencies	IC Alert pips made
GBPAUD	607
EURNZD	485
GBPUSD	841
EURAUD	468
GBPJPY	698
GBPNZD	548
EURJPY	-9
AUDUSD	96
GBPCHF	196
NZDJPY	32
AUDJPY	89
NZDUSD	50
<b>Jan to Dec Total</b>	<b>4101</b>

Currencies	Session Recap pips made
GBPJPY	28
GBPUSD	68
AUDUSD	33
GBPAUD	-8
EURAUD	52
GBPNZD	267
EURNZD	163
EURUSD	39
NZDUSD	54
<b>Jan to Dec Total</b>	<b>696</b>





PROFIT MADE TRADING ONLY 1 MICROLOT PER TRADE (IN US DOLLARS)					CUMULATIVE % GAIN (return on \$150 margin)			AVERAGE WEEKLY % GAIN		
Base on \$150 margin per miclot traded	Relative Total for each type of trade			Cumulative all Trades	Live trades	IC Alerts	S Recaps	Live trades	IC Alerts	S Recaps
	Live Trades=97	IC Alerts=83	S Recaps=14							
week 1	\$11.07	\$0.00	\$2.59	\$13.66	7.38%	0.00%	1.73%	7.38%	0.00%	1.73%
week 2	\$16.89	\$6.17	\$3.39	\$26.45	11.26%	4.11%	2.26%	5.63%	2.06%	1.13%
week 3	\$17.20	\$6.37	\$8.99	\$32.56	11.47%	4.25%	6.00%	3.82%	1.42%	2.00%
week 4	\$16.20	\$21.90	\$8.99	\$47.10	10.80%	14.60%	6.00%	2.70%	3.65%	1.50%
week 5	\$18.07	\$46.47	\$8.99	\$73.54	12.05%	30.98%	6.00%	2.41%	6.20%	1.20%
week 6	\$20.13	\$47.54	\$8.99	\$76.66	13.42%	31.69%	6.00%	2.24%	5.28%	1.00%
week 7	\$20.13	\$52.82	\$8.99	\$81.94	13.42%	35.21%	6.00%	1.92%	5.03%	0.86%
week 8	#N/A	#N/A	#N/A	#N/A	#N/A	#N/A	#N/A	#N/A	#N/A	#N/A
week 9	\$25.76	\$64.82	\$12.69	\$103.27	17.17%	43.21%	8.46%	1.91%	4.80%	0.94%
week 10	\$31.50	\$70.83	\$12.13	\$114.47	21.00%	47.22%	8.09%	2.10%	4.72%	0.81%
week 11	\$31.50	\$78.03	\$12.13	\$121.67	21.00%	52.02%	8.09%	1.91%	4.73%	0.74%
week 12	\$34.91	\$80.40	\$12.13	\$127.45	23.28%	53.60%	8.09%	1.94%	4.47%	0.67%
week 13	\$33.20	\$98.86	\$12.13	\$144.18	22.13%	65.91%	8.09%	1.70%	5.07%	0.62%
week 14	\$35.54	\$105.90	\$15.78	\$157.21	23.69%	70.60%	10.52%	1.69%	5.04%	0.75%
week 15	\$51.34	\$135.99	\$15.78	\$203.11	34.23%	90.66%	10.52%	2.28%	6.04%	0.70%

