

					0	0	
					0	0	
End of week 4 Total trades=10		9	321	360			672
Thursday, January 24, 2019	GBPNZD			151	1	0	Session Recap
Monday, January 28, 2019	GBPAUD			64	1	0	Session Recap
Tuesday, January 29, 2019	GBPJPY			89	1	0	Session Recap
Tuesday, January 29, 2019	GBPUSD			34	1	0	Session Recap
Tuesday, January 29, 2019	AUDJPY			36	1	0	Session Recap
Tuesday, January 29, 2019	EURGBP			31	1	0	Session Recap
Tuesday, January 29, 2019	GBPAUD			75	1	0	Session Recap
Tuesday, January 29, 2019	GBPNZD			63	1	0	Session Recap
Tuesday, January 29, 2019	AUDNZD			53	1	0	Session Recap
Wednesday, January 30, 2019	GBPJPY	79			1	0	IC Alerts
Wednesday, January 30, 2019	EURAUD			123	1	0	Session Recap
Wednesday, January 30, 2019	GBPAUD			99	1	0	Session Recap
Wednesday, January 30, 2019	EURNZD			87	1	0	Session Recap
Wednesday, January 30, 2019	GBPNZD			115	1	0	Session Recap
					0	0	
					0	0	
					0	0	
					0	0	
					0	0	
					0	0	
					0	0	
					0	0	
					0	0	
End of week 5 Total trades=14		0	79	1020			1099
Monday, February 4, 2019	GBPJPY		87		1	0	IC Alerts
Monday, February 4, 2019	GBPUSD		59		1	0	IC Alerts
Monday, February 4, 2019	GBPAUD			36	1	0	Session Recap
Monday, February 4, 2019	GBPCHF			78	1	0	Session Recap
Tuesday, February 5, 2019	GBPJPY	62		73	1	0	Session Recap
Tuesday, February 5, 2019	EURJPY				1	0	Live Trade
Tuesday, February 5, 2019	AUDJPY			65	1	0	Session Recap
Wednesday, February 6, 2019	gbpusd		69		1	0	IC Alerts
Wednesday, February 6, 2019	GBPJPY			85	1	0	Session Recap
Wednesday, February 6, 2019	EURJPY			68	1	0	Session Recap
Wednesday, February 6, 2019	NZDJPY			66	1	0	Session Recap
					0	0	
					0	0	
					0	0	
					0	0	
					0	0	
					0	0	
					0	0	
					0	0	
					0	0	
					0	0	
End of Week 6 Total trades=11		62	215	471			748
Thursday, February 7, 2019	GBPJPY			42	1	0	Session Recap

					0	0	
					0	0	
End of week 30 Total trades=5		19	175	36			230
Friday, July 26, 2019	GBPUSD		75		1	0	IC Alerts
Friday, July 26, 2019	GBPAUD		93		1	0	IC Alerts
Tuesday, July 30, 2019	GBPJPY		107		1	0	IC Alerts
Tuesday, July 30, 2019	GBPAUD		98		1	0	IC Alerts
Tuesday, July 30, 2019	GBPUSD			114	1	0	Session Recap
Tuesday, July 30, 2019	EURAUD			62	1	0	Session Recap
Tuesday, July 30, 2019	GBPNZD			97	1	0	Session Recap
Tuesday, July 30, 2019	GBPCHF			113	1	0	Session Recap
Thursday, August 1, 2019	GBPUSD		49		1	0	IC Alerts
Thursday, August 1, 2019	GBPCHF		40		1	0	IC Alerts
Thursday, August 1, 2019	EURNZD		37		1	0	IC Alerts
Thursday, August 1, 2019	GBPJPY			78	1	0	Session Recap
					0	0	
					0	0	
					0	0	
					0	0	
					0	0	
					0	0	
					0	0	
					0	0	
					0	0	
					0	0	
					0	0	
End of week 31 Total trades=12		0	499	464			963
Friday, August 2, 2019	EURNZD		68		1	0	IC Alerts
Friday, August 2, 2019	GBPJPY			94	1	0	Session Recap
Monday, August 5, 2019	GBPJPY			97	1	0	Session Recap
Tuesday, August 6, 2019	GBPAUD		134		1	0	IC Alerts
Thursday, August 8, 2019	EURAUD		87		1	0	IC Alerts
Thursday, August 8, 2019	EURNZD		61		1	0	IC Alerts
Thursday, August 8, 2019	GBPAUD			130	1	0	Session Recap
Thursday, August 8, 2019	GBPNZD			138	1	0	Session Recap
					0	0	
					0	0	
					0	0	
					0	0	
					0	0	
					0	0	
					0	0	
					0	0	
					0	0	
					0	0	
					0	0	
					0	0	
					0	0	
					0	0	
End of week 32 Total trades=8		0	350	459			809
Friday, August 9, 2019	GBPAUD		101		1	0	IC Alerts

	Average pips made per month	Number of trades per month	Average pips made per trade	comments
JANUARY	3676	49	75.02	
FEBRUARY	1853	30	61.77	
MARCH	2553	33	77.36	
APRIL	2136	28	76.29	
MAY	1441	26	55.42	
JUNE	1044	21	49.71	
JULY	2351	38	61.87	
AUGUST	4049	47	86.15	
SEPTEMBER	2469	34	72.62	
OCTOBER	2735	39	70.13	
NOVEMBER	1064	18	59.11	
DECEMBER	1589	24	66.21	
YEARLY TOTAL	26960	387	69.66	

	Number of open trades closed on	Number of pips made in trades	% of the Total pips made	Winners	Losers	% Winners	% Losers
MONDAY	72	3922	14.59%	67	5	93.06%	6.94%
TUESDAY	95	6486	24.13%	92	3	96.84%	3.16%
WEDNESDAY	105	7967	29.64%	103	2	98.10%	1.90%
THURSDAY	71	5022	18.68%	69	2	97.18%	2.82%
FRIDAY	44	3563	13.25%	43	1	97.73%	2.27%

	Average pip winner size	Average pip loser size	Profit Factor	Average net pip made per trade
MONDAY	56.99	-20.80	2.74	51.58
TUESDAY	69.93	-17.33	4.03	67.18
WEDNESDAY	77.28	-3.50	22.08	75.74
THURSDAY	72.29	-17.00	4.25	69.77
FRIDAY	81.93	-40.00	0.00	79.16

*assumes a 30 pip stop per microlot , \$150*2%=\$3
30 pips*.10 per microlot=\$3
you want a profit factor greater than 2
** the expected return to the amount of capital at risk taken (30 pips per microlot) to achieve these returns. This should be >1
*** this statistic is considered the expected profitability/unprofitability of the next trade

Currencies	Total winning pips	Total losing pips	Total winning trades	Total losing trades	Average win %	Average winner size	Average loss %	Average loser size	Average net pip made per trade	ROI (\$150 margin per microlot traded)*
gbpnzd	5796	0	50	0	100.00%	115.92	0.00%	0.00	115.92	386.40%
gbpau	4268	-55	55	2	96.49%	77.60	3.51%	-27.50	73.91	280.87%
gbpusd	2648	0	44	0	100.00%	60.18	0.00%	0.00	60.18	176.53%
gbpjpy	5166	-47	61	2	96.83%	84.69	3.17%	-23.50	81.25	341.27%
gbpchf	1651	0	28	0	100.00%	58.96	0.00%	0.00	58.96	110.07%
usdjpy	80	0	1	0	100.00%	80.00	0.00%	0.00	80.00	5.33%
usdcad	118	0	2	0	100.00%	59.00	0.00%	0.00	59.00	7.87%
usdchf	0	0	0	0	0.00%	0.00	0.00%	0.00	0.00	0.00%
euraud	2556	0	40	0	100.00%	63.90	0.00%	0.00	63.90	170.40%
eurusd	92	0	2	0	100.00%	46.00	0.00%	0.00	46.00	6.13%
eurgbp	981	-12	16	3	84.21%	61.31	15.79%	-4.00	51.00	64.60%
eurjpy	939	-40	20	2	90.91%	46.95	9.09%	-20.00	40.86	59.93%

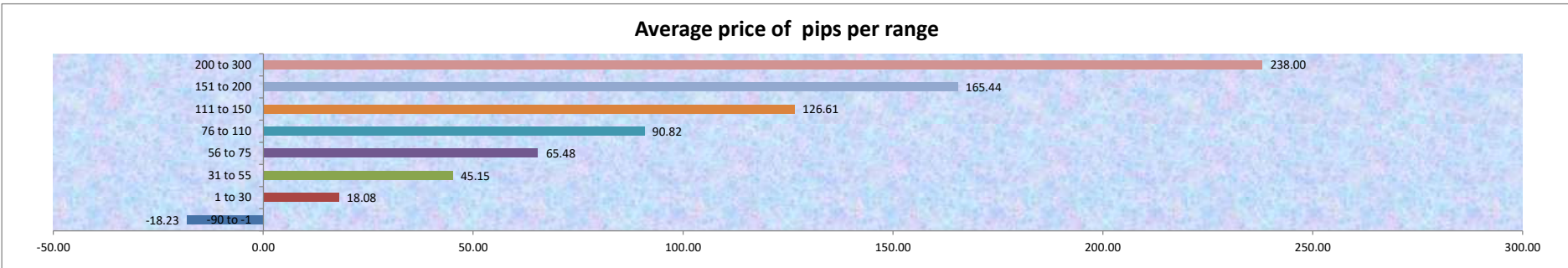
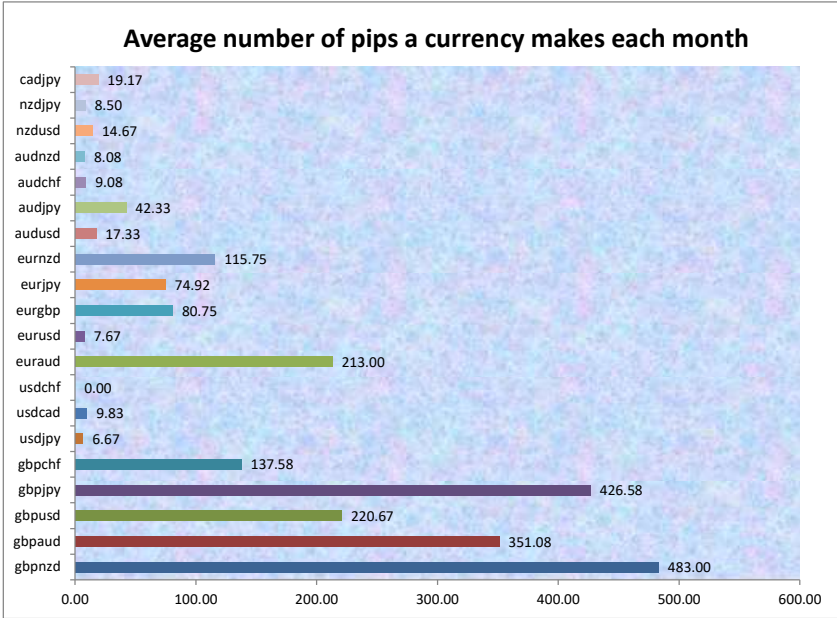
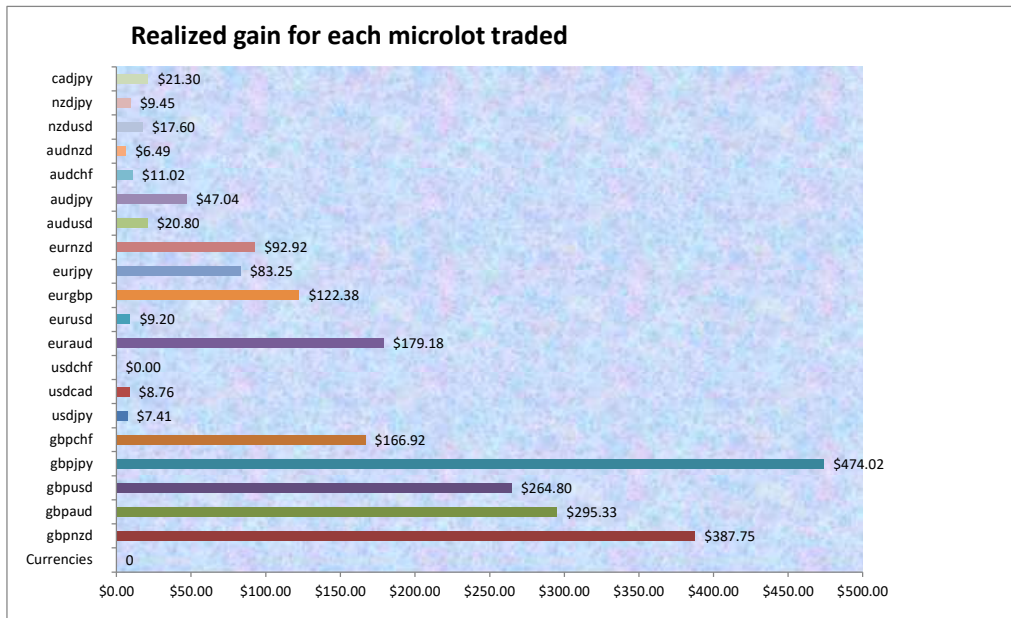
eurnzd	1443	-54	25	2	92.59%	57.72	7.41%	-27.00	51.44	92.60%
audusd	217	-9	5	1	83.33%	43.40	16.67%	-9.00	34.67	13.87%
audjpy	508	0	10	0	100.00%	50.80	0.00%	0.00	50.80	33.87%
audCHF	109	0	2	0	100.00%	54.50	0.00%	0.00	54.50	7.27%
audnzd	97	0	2	0	100.00%	48.50	0.00%	0.00	48.50	6.47%
nzdusd	176	0	4	0	100.00%	44.00	0.00%	0.00	44.00	11.73%
nzdjpy	102	0	2	0	100.00%	51.00	0.00%	0.00	51.00	6.80%
cadjpy	250	-20	5	1	83.33%	50.00	16.67%	-20.00	38.33	15.33%
Totals=	27197	-237	374	13	96.64%	72.72	3.36%	-18.23	69.66	1797.33%

Currencies	Profit factor	Payoff Ratio **	Expected Payoff ***	01/03/2019 micro Rate exch to USD	Total gain per microlot traded	Realized gain in US Dollars	% ROI per currency per week	% ROI per year (51wks)	Average number of pips a currency makes each month
gbpnzd		3.86	2.32	0.0669	\$579.60	\$387.75	7.58%	386.40%	483.00
gbpauD	77.60	2.46	1.30	0.0701	\$421.30	\$295.33	5.51%	280.87%	351.08
gbpusd		2.01	1.37	0.1	\$264.80	\$264.80	3.46%	176.53%	220.67
gbpjpy	109.91	2.71	1.29	0.0926	\$511.90	\$474.02	6.69%	341.27%	426.58
gbpCHF		1.97	2.11	0.1011	\$165.10	\$166.92	2.16%	110.07%	137.58
usdjpy		2.67	80.00	0.0926	\$8.00	\$7.41	0.10%	5.33%	6.67
usdcad		1.97	29.50	0.0742	\$11.80	\$8.76	0.15%	7.87%	9.83
usdCHF		0.00	0.00	0.1011	\$0.00	\$0.00	0.00%	0.00%	0.00
euraud		2.13	1.60	0.0701	\$255.60	\$179.18	3.34%	170.40%	213.00
eurusd		1.53	23.00	0.1	\$9.20	\$9.20	0.12%	6.13%	7.67
eurGBP	81.75	1.70	2.68	0.1263	\$96.90	\$122.38	1.27%	64.60%	80.75
eurjpy	23.48	1.36	1.86	0.0926	\$89.90	\$83.25	1.18%	59.93%	74.92
eurnzd	26.72	1.71	1.91	0.0669	\$138.90	\$92.92	1.82%	92.60%	115.75
audusd	24.11	1.16	5.78	0.1	\$20.80	\$20.80	0.27%	13.87%	17.33
audjpy		1.69	5.08	0.0926	\$50.80	\$47.04	0.66%	33.87%	42.33
audCHF		1.82	27.25	0.1011	\$10.90	\$11.02	0.14%	7.27%	9.08
audnzd		1.62	24.25	0.0669	\$9.70	\$6.49	0.13%	6.47%	8.08
nzdusd		1.47	11.00	0.1	\$17.60	\$17.60	0.23%	11.73%	14.67
nzdjpy		1.70	25.50	0.0926	\$10.20	\$9.45	0.13%	6.80%	8.50
cadjpy	12.50	1.28	6.39	0.0926	\$23.00	\$21.30	0.30%	15.33%	19.17
Totals=	114.76	2.32	0.18		\$2,696.00	\$2,225.61			

range of pips made or lost	Number of trades per range	Average price of pips per range	% of the total trades per range	% of the total pips per range
-90 to -1	13	-18.23	3.36%	-2.49%
1 to 30	26	18.08	6.72%	2.47%
31 to 55	109	45.15	28.17%	6.17%
56 to 75	89	65.48	23.00%	8.95%
76 to 110	103	90.82	26.61%	12.42%
111 to 150	36	126.61	9.30%	17.31%
151 to 200	9	165.44	2.33%	22.62%
200 to 300	1	238.00	0.26%	32.54%

7.63 \$3,432.35 account size needed to trade 3 microlots for the average total
Maximum number of trades in any week=18 of trades if ave trades were open at the same time each week

1



Currencies	Live Trade pips made
GBPCHF	102
AUDUSD	31
EURJPY	206
EURGBP	125
GBPAUD	46
NZDUSD	50
GBPJPY	203
GBPUSD	193

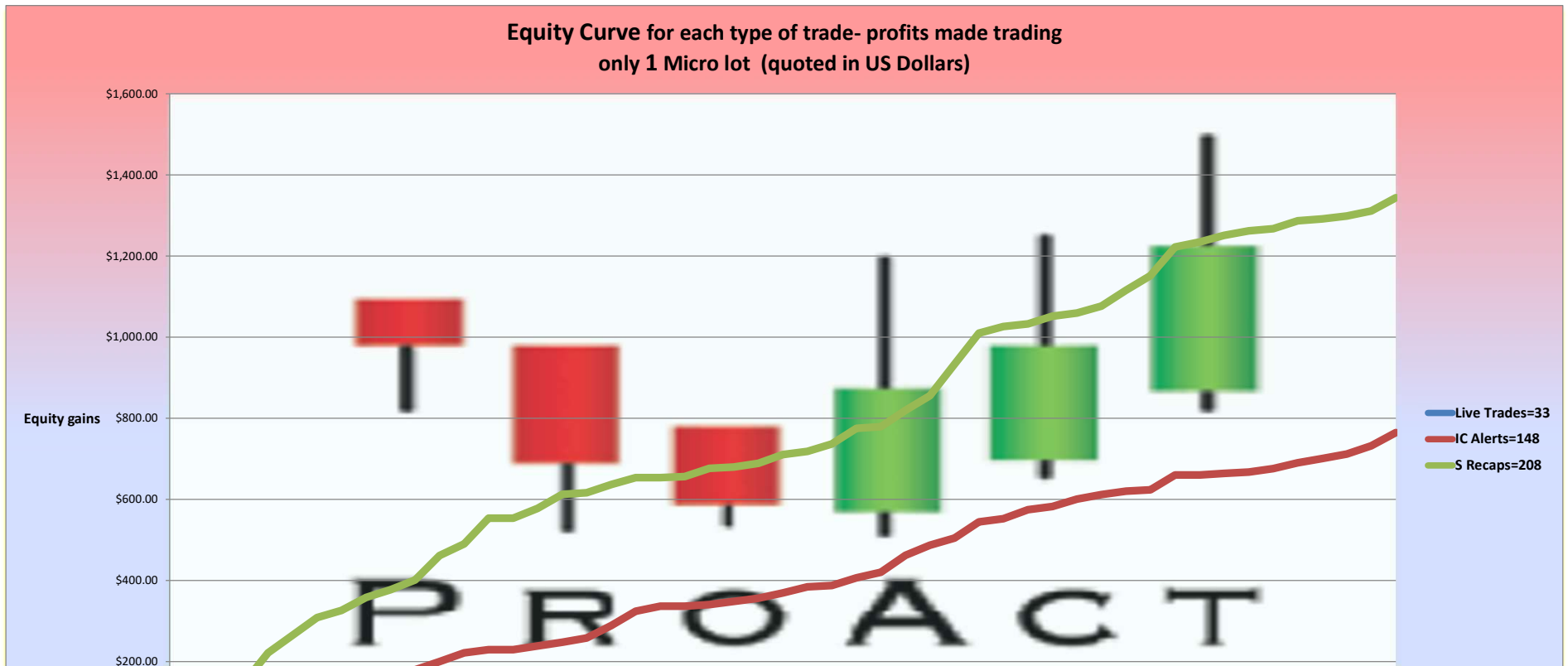
Currencies	IC Alert pips made
EURAUD	1196
GBPAUD	1687
GBPJPY	2091
EURNZD	663
EURJPY	246
NZDUSD	39
GBPUSD	943
GBPCHF	612

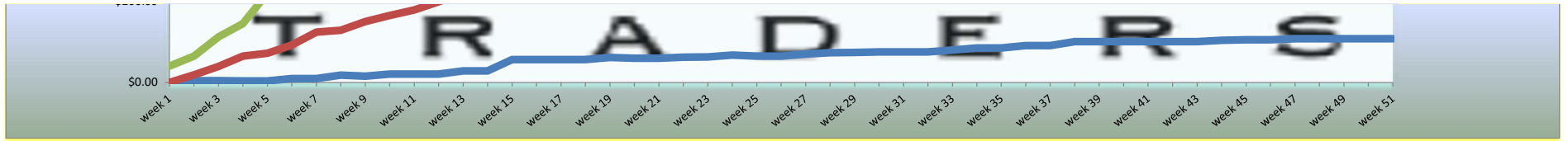
Currencies	Session Recap pips made
GBPJPY	2825
AUDUSD	177
EURNZD	640
AUDNZD	97
EURGBP	844
GBPAUD	2376
EURAUD	1160
GBPNZD	4240

EURNZD	22
EURAUD	103
EURUSD	54
Jan to Dec Total	1135

AUDJPY	104
NZDJPY	36
GBPNZD	1556
USDJPY	80
CADJPY	30
AUDCHF	75
Jan to Dec Total	9358

GBPCHF	937
EURJPY	447
GBPUSD	1433
AUDJPY	404
NZDJPY	66
NZDUSD	87
CADJPY	200
USDCAD	118
AUDCHF	34
EURUSD	38
Jan to Dec Total	16123





PROFIT MADE TRADING ONLY 1 MICROLOT PER TRADE (IN US DOLLARS)					CUMULATIVE % GAIN (return on \$150 margin)			AVERAGE WEEKLY % GAIN		
Base on \$150 margin per miclot traded	Cumulative Total for each type of trade			Cumulative all Trades	Live trades	IC Alerts	S Recaps	Live trades	IC Alerts	S Recaps
	Live Trades=33	IC Alerts=148	S Recaps=208							
week 1	\$0.00	\$0.00	\$40.29	\$40.29	0.00%	0.00%	26.86%	0.00%	0.00%	26.86%
week 2	\$4.75	\$19.12	\$64.97	\$88.84	3.17%	12.74%	43.31%	1.58%	6.37%	21.66%
week 3	\$4.75	\$39.82	\$112.96	\$157.53	3.17%	26.55%	75.31%	1.06%	8.85%	25.10%
week 4	\$3.85	\$64.98	\$145.81	\$214.64	2.57%	43.32%	97.21%	0.64%	10.83%	24.30%
week 5	\$3.85	\$72.29	\$221.38	\$297.52	2.57%	48.20%	147.59%	0.51%	9.64%	29.52%
week 6	\$9.59	\$93.15	\$264.85	\$367.59	6.40%	62.10%	176.57%	1.07%	10.35%	29.43%
week 7	\$9.59	\$125.03	\$308.37	\$443.00	6.40%	83.35%	205.58%	0.91%	11.91%	29.37%
week 8	\$17.80	\$129.03	\$325.68	\$472.51	11.87%	86.02%	217.12%	1.48%	10.75%	27.14%
week 9	\$15.70	\$151.03	\$358.31	\$525.04	10.47%	100.69%	238.88%	1.16%	11.19%	26.54%
week 10	\$20.70	\$166.28	\$377.09	\$564.07	13.80%	110.85%	251.39%	1.38%	11.09%	25.14%
week 11	\$20.70	\$179.95	\$401.27	\$601.93	13.80%	119.97%	267.52%	1.25%	10.91%	24.32%
week 12	\$20.70	\$199.80	\$461.67	\$682.17	13.80%	133.20%	307.78%	1.15%	11.10%	25.65%
week 13	\$28.74	\$221.66	\$490.18	\$740.57	19.16%	147.77%	326.78%	1.47%	11.37%	25.14%
week 14	\$28.74	\$229.55	\$553.49	\$811.78	19.16%	153.03%	368.99%	1.37%	10.93%	26.36%
week 15	\$56.91	\$229.55	\$553.49	\$839.95	37.94%	153.03%	368.99%	2.53%	10.20%	24.60%
week 16	\$56.91	\$238.07	\$578.09	\$873.07	37.94%	158.71%	385.39%	2.37%	9.92%	24.09%
week 17	\$56.91	\$247.21	\$612.38	\$916.50	37.94%	164.81%	408.25%	2.23%	9.69%	24.01%
week 18	\$56.91	\$257.79	\$616.72	\$931.43	37.94%	171.86%	411.15%	2.11%	9.55%	22.84%
week 19	\$61.73	\$288.93	\$636.47	\$987.12	41.15%	192.62%	424.31%	2.17%	10.14%	22.33%
week 20	\$59.98	\$324.31	\$653.29	\$1,037.57	39.98%	216.21%	435.52%	2.00%	10.81%	21.78%
week 21	\$59.98	\$336.35	\$653.29	\$1,049.61	39.98%	224.23%	435.52%	1.90%	10.68%	20.74%
week 22	\$62.75	\$336.35	\$656.51	\$1,055.61	41.83%	224.23%	437.67%	1.90%	10.19%	19.89%
week 23	\$63.13	\$340.24	\$676.20	\$1,079.56	42.09%	226.82%	450.80%	1.83%	9.86%	19.60%
week 24	\$67.67	\$348.15	\$679.73	\$1,095.55	45.11%	232.10%	453.16%	1.88%	9.67%	18.88%
week 25	\$64.99	\$356.07	\$689.23	\$1,110.29	43.33%	237.38%	459.49%	1.73%	9.50%	18.38%
week 26	\$64.99	\$369.49	\$710.68	\$1,145.16	43.33%	246.33%	473.79%	1.67%	9.47%	18.22%
week 27	\$70.18	\$384.39	\$718.44	\$1,173.01	46.78%	256.26%	478.96%	1.73%	9.49%	17.74%
week 28	\$74.18	\$387.81	\$736.46	\$1,198.45	49.45%	258.54%	490.98%	1.77%	9.23%	17.53%
week 29	\$74.46	\$406.05	\$775.51	\$1,256.02	49.64%	270.70%	517.01%	1.71%	9.33%	17.83%
week 30	\$75.79	\$420.09	\$779.11	\$1,274.99	50.53%	280.06%	519.41%	1.68%	9.34%	17.31%
week 31	\$75.79	\$462.30	\$820.00	\$1,358.09	50.53%	308.20%	546.66%	1.63%	9.94%	17.63%
week 32	\$75.79	\$486.43	\$856.03	\$1,418.24	50.53%	324.28%	570.68%	1.58%	10.13%	17.83%
week 33	\$79.94	\$504.88	\$933.15	\$1,517.97	53.29%	336.59%	622.10%	1.61%	10.20%	18.85%
week 34	\$85.34	\$544.74	\$1,009.90	\$1,639.97	56.89%	363.16%	673.27%	1.67%	10.68%	19.80%
week 35	\$85.34	\$552.32	\$1,026.18	\$1,663.84	56.89%	368.21%	684.12%	1.63%	10.52%	19.55%

week 36	\$91.22	\$574.34	\$1,032.48	\$1,698.05	60.82%	382.90%	688.32%	1.69%	10.64%	19.12%
week 37	\$91.22	\$582.71	\$1,051.86	\$1,725.79	60.82%	388.47%	701.24%	1.64%	10.50%	18.95%
week 38	\$100.86	\$600.62	\$1,059.99	\$1,761.47	67.24%	400.41%	706.66%	1.77%	10.54%	18.60%
week 39	\$100.86	\$611.66	\$1,076.80	\$1,789.32	67.24%	407.77%	717.87%	1.72%	10.46%	18.41%
week 40	\$100.86	\$620.01	\$1,115.64	\$1,836.51	67.24%	413.34%	743.76%	1.68%	10.33%	18.59%
week 41	\$100.86	\$623.59	\$1,152.26	\$1,876.70	67.24%	415.73%	768.17%	1.64%	10.14%	18.74%
week 42	\$100.86	\$660.31	\$1,222.12	\$1,983.29	67.24%	440.20%	814.75%	1.60%	10.48%	19.40%
week 43	\$100.86	\$660.31	\$1,234.92	\$1,996.08	67.24%	440.20%	823.28%	1.56%	10.24%	19.15%
week 44	\$104.46	\$663.88	\$1,251.51	\$2,019.85	69.64%	442.59%	834.34%	1.58%	10.06%	18.96%
week 45	\$105.36	\$667.32	\$1,262.10	\$2,034.77	70.24%	444.88%	841.40%	1.56%	9.89%	18.70%
week 46	\$105.36	\$675.81	\$1,267.47	\$2,048.64	70.24%	450.54%	844.98%	1.53%	9.79%	18.37%
week 47	\$108.69	\$690.37	\$1,287.08	\$2,086.15	72.46%	460.25%	858.06%	1.54%	9.79%	18.26%
week 48	\$108.69	\$700.69	\$1,291.64	\$2,101.02	72.46%	467.13%	861.09%	1.51%	9.73%	17.94%
week 49	\$108.69	\$711.91	\$1,299.37	\$2,119.97	72.46%	474.61%	866.25%	1.48%	9.69%	17.68%
week 50	\$108.69	\$732.36	\$1,311.27	\$2,152.33	72.46%	488.24%	874.18%	1.45%	9.76%	17.48%
week 51	\$108.69	\$765.05	\$1,343.97	\$2,217.71	72.46%	510.03%	895.98%	1.42%	10.00%	17.57%