

End of week 4 Total trades=12		192	118	358			668
Monday, January 29, 2018	GBPJPY		53		1	0	IC Alerts
Monday, January 29, 2018	AUDJPY		1		1	0	IC Alerts
Monday, January 29, 2018	USDCHF			23	1	0	Session Recap
Monday, January 29, 2018	EURAUD	36			1	0	Live Trade
Tuesday, January 30, 2018	GBPUSD		30		1	0	IC Alerts
Tuesday, January 30, 2018	AUDNZD			70	1	0	Session Recap
Wednesday, January 31, 2018	GBPJPY	65			1	0	Live Trade
Wednesday, January 31, 2018	GBPAUD		115		1	0	IC Alerts
Wednesday, January 31, 2018	GBPJPY			90	1	0	Session Recap
Wednesday, January 31, 2018	AUDNZD			44	1	0	Session Recap
					0	0	
					0	0	
					0	0	
					0	0	
					0	0	
					0	0	
					0	0	
					0	0	
					0	0	
					0	0	
					0	0	
					0	0	
					0	0	
					0	0	
					0	0	
					0	0	
					0	0	
					0	0	
End of week 5 Total trades=10		101	199	227			527
Monday, February 5, 2018	EURNZD		64		1	0	IC Alerts
Monday, February 5, 2018	AUDNZD		58		1	0	IC Alerts
Monday, February 5, 2018	GBPUSD			83	1	0	Session Recap
Monday, February 5, 2018	EURUSD			63	1	0	Session Recap
Tuesday, February 6, 2018	GBPUSD			33	1	0	Session Recap
Tuesday, February 6, 2018	EURUSD			49	1	0	Session Recap
Wednesday, February 7, 2018	AUDUSD		43		1	0	IC Alerts
Wednesday, February 7, 2018	GBPAUD		111		1	0	IC Alerts
Wednesday, February 7, 2018	EURUSD			80	1	0	Session Recap
Wednesday, February 7, 2018	EURAUD	43			0	1	Live Trade
Wednesday, February 7, 2018	GBPZD			184	1	0	Session Recap
					0	0	
					0	0	
					0	0	
					0	0	
					0	0	
					0	0	
					0	0	
					0	0	
					0	0	
					0	0	
					0	0	
					0	0	
					0	0	
					0	0	
					0	0	
					0	0	
End of Week 6 Total trades=11		43	276	492			725
Thursday, February 8, 2018	EURJPY			118	1	0	Session Recap
Thursday, February 8, 2018	AUDJPY	75			1	0	Live Trade
Monday, February 12, 2018	GBPAUD			28	0	1	Session Recap
Tuesday, February 13, 2018	USDCHF		17		0	1	IC Alerts

Tuesday, February 13, 2018	GBPAUD		49		0	1	IC Alerts
Tuesday, February 13, 2018	GBPJPY			68	1	0	Session Recap
Tuesday, February 13, 2018	AUDUSD			56	1	0	Session Recap
Tuesday, February 13, 2018	EURGBP			16	1	0	Session Recap
Tuesday, February 13, 2018	AUDNZD			47	1	0	Session Recap
					0	0	
					0	0	
					0	0	
					0	0	
					0	0	
					0	0	
					0	0	
					0	0	
					0	0	
					0	0	
					0	0	
					0	0	
					0	0	
					0	0	
					0	0	
					0	0	
					0	0	
					0	0	
					0	0	
End of week 7 Total trades=9			75		66	277	286
Wednesday, February 14, 2018	EURUSD			47	1	0	Session Recap
Wednesday, February 14, 2018	EURGBP	42			1	0	Live Trade
Wednesday, February 21, 2018	GBPUSD	26			1	0	Live Trade
Wednesday, February 21, 2018	GBPJPY			46	1	0	Session Recap
Wednesday, February 21, 2018	AUDUSD			33	1	0	Session Recap
					0	0	
					0	0	
					0	0	
					0	0	
					0	0	
					0	0	
					0	0	
					0	0	
					0	0	
					0	0	
					0	0	
					0	0	
					0	0	
					0	0	
					0	0	
					0	0	
End of week 8 Total trades=5			68		0	126	194
Friday, February 23, 2018	NZDUSD			9	1	0	IC Alerts
Monday, February 26, 2018	NZDUSD			40	1	0	Session Recap
Monday, February 26, 2018	GBPJPY			49	1	0	Session Recap
Monday, February 26, 2018	GBPAUD			35	1	0	Session Recap
Tuesday, February 27, 2018	EURJPY		34		1	0	IC Alerts
Tuesday, February 27, 2018	NZDUSD	46			1	0	Live Trade
Tuesday, February 27, 2018	GBPJPY			123	1	0	Session Recap
Tuesday, February 27, 2018	USDJPY	9			0	1	Live Trade
Tuesday, February 27, 2018	EURUSD	46			1	0	Live Trade

					0	0	
					0	0	
					0	0	
					0	0	
End of week 13 Total trades=5		0	38	196			234
Monday, April 2, 2018	GBPNZD			83	1	0	Session Recap
Tuesday, April 3, 2018	EURNZD		112		1	0	IC Alerts
Tuesday, April 3, 2018	EURAUD	26			1	0	Live Trade
Wednesday, April 4, 2018	GBPAUD		72		1	0	IC Alerts
Thursday, April 5, 2018	AUDNZD			50	1	0	Session Recap
					0	0	
					0	0	
					0	0	
					0	0	
					0	0	
					0	0	
					0	0	
					0	0	
					0	0	
					0	0	
					0	0	
					0	0	
					0	0	
					0	0	
					0	0	
					0	0	
					0	0	
					0	0	
End of week 14 Total trades=5		26	184	133			343
Monday, April 9, 2018	USDCAD			47	1	0	Session Recap
Monday, April 9, 2018	AUDNZD			26	1	0	Session Recap
Wednesday, April 11, 2018	EURNZD			98	1	0	Session Recap
Wednesday, April 11, 2018	GBPNZD			86	1	0	Session Recap
					0	0	
					0	0	
					0	0	
					0	0	
					0	0	
					0	0	
					0	0	
					0	0	
					0	0	
					0	0	
					0	0	
					0	0	
					0	0	
					0	0	
					0	0	
					0	0	
					0	0	
					0	0	
					0	0	
End of week 15 Total trades=4		0	0	257			257

Tuesday, May 1, 2018	GBPCHF			1		1	0	Session Recap
Wednesday, May 2, 2018	GBPJPY		40			1	0	IC Alerts
Wednesday, May 2, 2018	EURJPY			59		1	0	Session Recap
Wednesday, May 2, 2018	GBPAUD			58		1	0	Session Recap
Wednesday, May 2, 2018	GBPNZD			82		1	0	Session Recap
						0	0	
						0	0	
						0	0	
						0	0	
						0	0	
						0	0	
						0	0	
						0	0	
						0	0	
						0	0	
						0	0	
						0	0	
						0	0	
						0	0	
						0	0	
						0	0	
						0	0	
						0	0	
						0	0	
						0	0	
						0	0	
						0	0	
End of week 18 Total trades=10			1	40	461			502
Thursday, May 3, 2018	EURJPY		77			1	0	IC Alerts
Thursday, May 3, 2018	GBPAUD		70			1	0	IC Alerts
Thursday, May 3, 2018	GBPJPY	78				1	0	Live Trade
Thursday, May 3, 2018	GBPUSD	65				1	0	Live Trade
Monday, May 7, 2018	GBPJPY		59			1	0	IC Alerts
Monday, May 7, 2018	EURJPY	68				1	0	Live Trade
Monday, May 7, 2018	GBPUSD			47		1	0	Session Recap
Tuesday, May 8, 2018	GBPJPY			53		1	0	Session Recap
Tuesday, May 8, 2018	EURGBP		36			0	1	IC Alerts
Wednesday, May 9, 2018	GBPAUD		61			1	0	IC Alerts
Wednesday, May 9, 2018	EURAUD	52				1	0	Live Trade
						0	0	
						0	0	
						0	0	
						0	0	
						0	0	
						0	0	
						0	0	
						0	0	
						0	0	
						0	0	
						0	0	
						0	0	
						0	0	
						0	0	
						0	0	
End of week 19 Total trades=11			263	231	100			594
Monday, May 14, 2018	GBPUSD		74			1	0	IC Alerts
Monday, May 14, 2018	EURUSD		86			1	0	IC Alerts
Tuesday, May 15, 2018	GBPUSD		41			1	0	IC Alerts
Tuesday, May 15, 2018	GBPCHF		46			1	0	IC Alerts
Tuesday, May 15, 2018	GBPJPY			46		1	0	Session Recap
Tuesday, May 15, 2018	EURJPY			79		1	0	Session Recap
Tuesday, May 15, 2018	EURAUD			69		1	0	Session Recap
Tuesday, May 15, 2018	GBPAUD	61				1	0	Live Trade
Tuesday, May 15, 2018	EURNZD			132		1	0	Session Recap
Tuesday, May 15, 2018	GBPNZD	76				1	0	Live Trade

					0	0	
					0	0	
					0	0	
End of week 24 Total trades=7		0	291	157			448
Thursday, June 14, 2018	AUDJPY		62		1	0	IC Alerts
Monday, June 18, 2018	GBPJPY	111			1	0	Live Trade
Monday, June 18, 2018	GBPAUD		75		1	0	IC Alerts
Monday, June 18, 2018	NZDJPY		60		1	0	IC Alerts
Monday, June 18, 2018	EURJPY			120	1	0	Session Recap
Monday, June 18, 2018	GBPUSD			79	1	0	Session Recap
Monday, June 18, 2018	GBPAUD			52	1	0	Session Recap
Monday, June 18, 2018	GBPCHF			63	1	0	Session Recap
Tuesday, June 19, 2018	EURGBP	10			1	0	Live Trade
Tuesday, June 19, 2018	EURAUD			25	1	0	Session Recap
Wednesday, June 20, 2018	GBPUSD		49		1	0	IC Alerts
Wednesday, June 20, 2018	GBPJPY			60	1	0	Session Recap
					0	0	
					0	0	
					0	0	
					0	0	
					0	0	
					0	0	
					0	0	
					0	0	
					0	0	
					0	0	
End of week 25 Total trades=12		121	246	399			766
Thursday, June 21, 2018	EURAUD	39			1	0	Live Trade
					0	0	
					0	0	
					0	0	
					0	0	
					0	0	
					0	0	
					0	0	
					0	0	
					0	0	
					0	0	
					0	0	
					0	0	
					0	0	
					0	0	
					0	0	
					0	0	
					0	0	
					0	0	
					0	0	
End of week 26 Total trades=1		39	0	0			39
Monday, July 2, 2018	EURNZD			67	1	0	Session Recap

Tuesday, July 3, 2018	EURNZD		54			1	0	IC Alerts
						0	0	
						0	0	
						0	0	
						0	0	
						0	0	
						0	0	
						0	0	
						0	0	
						0	0	
						0	0	
						0	0	
						0	0	
						0	0	
						0	0	
						0	0	
						0	0	
						0	0	
						0	0	
						0	0	
						0	0	
						0	0	
						0	0	
						0	0	
						0	0	
End of week 27 Total trades=2			0	54	67			121
Thursday, July 5, 2018	EURJPY		32			1	0	IC Alerts
Thursday, July 5, 2018	EURUSD			45		1	0	Session Recap
Thursday, July 5, 2018	GBPNZD			81		1	0	Session Recap
Sunday, June 10, 2018	EURAUD		10	0		0	1	IC Alerts
Sunday, June 10, 2018	EURNZD		2			1	0	IC Alerts
Sunday, June 10, 2018	EURJPY			17		1	0	Session Recap
Monday, June 11, 2018	GBPJPY		76			1	0	IC Alerts
Monday, June 11, 2018	EURJPY		42			1	0	IC Alerts
						0	0	
						0	0	
						0	0	
						0	0	
						0	0	
						0	0	
						0	0	
						0	0	
						0	0	
						0	0	
						0	0	
						0	0	
						0	0	
						0	0	
						0	0	
						0	0	
						0	0	
						0	0	
End of week 28 Total trades=8			0	142	143			285
Tuesday, June 12, 2018	GBPUSD		50			1	0	IC Alerts
Tuesday, June 12, 2018	GBPAUD			81		1	0	Session Recap
Monday, July 16, 2018	EURNZD		87			1	0	IC Alerts
Monday, July 16, 2018	AUDNZD			57		1	0	Session Recap
Tuesday, July 17, 2018	GBPAUD		39			1	0	IC Alerts
Tuesday, July 17, 2018	EURJPY			55		1	0	Session Recap

					0	0	
					0	0	
End of week 35 Total trades=3		0	0	122			122
Thursday, August 30, 2018	EURJPY	65			1	0	Live Trade
Thursday, August 30, 2018	AUDUSD		34		1	0	IC Alerts
Thursday, August 30, 2018	EURUSD		90		1	0	IC Alerts
Tuesday, September 4, 2018	GBPUSD	12			0	1	Live Trade
Wednesday, September 5, 2018	AUDNZD		7		0	1	IC Alerts
					0	0	
					0	0	
					0	0	
					0	0	
					0	0	
					0	0	
					0	0	
					0	0	
					0	0	
					0	0	
					0	0	
					0	0	
					0	0	
End of week 36 Total trades=5		53	117	0			170
Thursday, September 6, 2018	GBPNZD		115		1	0	IC Alerts
Monday, September 10, 2018	GBPJPY		79		1	0	IC Alerts
Monday, September 10, 2018	EURAUD	5			1	0	Live Trade
Tuesday, September 11, 2018	GBPAUD		57		1	0	IC Alerts
Tuesday, September 11, 2018	EURAUD	0			0	0	Live Trade
Wednesday, September 12, 2018	AUDUSD			75	1	0	Session Recap
Wednesday, September 12, 2018	USDJPY	4			0	1	Live Trade
Wednesday, September 12, 2018	EURAUD	18			1	0	Live Trade
Wednesday, September 12, 2018	GBPAUD	82			1	0	Live Trade
Wednesday, September 12, 2018	GBPNZD	26			1	0	Live Trade
					0	0	
					0	0	
					0	0	
					0	0	
					0	0	
					0	0	
					0	0	
					0	0	
					0	0	
					0	0	
End of week 37 Total trades=9		127	251	75			453
Monday, September 17, 2018	EURJPY		65		1	0	IC Alerts
Tuesday, September 18, 2018	GBPAUD		64		1	0	IC Alerts

Tuesday, September 18, 2018	AUDUSD		28		1	0	IC Alerts
Tuesday, September 18, 2018	EURAUD			105	1	0	Session Recap
Wednesday, September 19, 2018	AUDNZD		52		1	0	IC Alerts
Wednesday, September 19, 2018	EURNZD			105	1	0	Session Recap
					0	0	
					0	0	
					0	0	
					0	0	
					0	0	
					0	0	
					0	0	
					0	0	
					0	0	
					0	0	
					0	0	
					0	0	
					0	0	
					0	0	
					0	0	
					0	0	
					0	0	
					0	0	
					0	0	
					0	0	
End of week 38 Total trades=6		0	209	210			419
Thursday, September 20, 2018	GBPCHF		84		1	0	IC Alerts
Thursday, September 20, 2018	GBPAUD			181	1	0	Session Recap
Tuesday, September 25, 2018	GBPCHF		33		1	0	IC Alerts
Tuesday, September 25, 2018	EURGBP			23	1	0	Session Recap
Wednesday, September 26, 2018	GBPJPY		48		1	0	IC Alerts
Wednesday, September 26, 2018	USDCAD			85	1	0	Session Recap
					0	0	
					0	0	
					0	0	
					0	0	
					0	0	
					0	0	
					0	0	
					0	0	
					0	0	
					0	0	
					0	0	
					0	0	
					0	0	
					0	0	
					0	0	
					0	0	
End of week 39 Total trades=6		0	165	289			454
Thursday, September 27, 2018	EURAUD		113		1	0	IC Alerts
Thursday, September 27, 2018	GBPUSD		28		1	0	IC Alerts
Thursday, September 27, 2018	EURUSD			59	1	0	Session Recap
Monday, October 1, 2018	GBPJPY			83	1	0	Session Recap
Monday, October 1, 2018	GBPUSD			80	1	0	Session Recap
					0	0	
					0	0	

					0	0	
					0	0	
					0	0	
					0	0	
					0	0	
					0	0	
					0	0	
					0	0	
					0	0	
					0	0	
					0	0	
					0	0	
					0	0	
					0	0	
					0	0	
					0	0	
					0	0	
					0	0	
					0	0	
End of week 51. Total trades=0		0	0	0	0	0	0

41 weeks of trading so far		Number of trades made for each Currency during the year 2018			
1) gbpnzd= 15	6) usdjpy= 10	9) euraud= 30	14) audusd= 11	18) nzdusd= 8	20) cadjpy= 4
2) gbpaud= 32	7) usdcad= 3	10) eurUSD= 11	15) audjpy= 10	19) nzdjpy= 3	
3) gbpusd= 27	8) usdchf= 3	11) eurGBP= 9	16) audchf= 5		
4) gbpjpy= 35		12) eurjpy= 27	17) audnzd= 17		
5) gbpchf= 10		13) eurnzd= 13			
Total GBP's= 119	Total USD's= 16	Total EUR's= 90	total AUD's= 43	Total NZD's= 11	total CAD's= 4

	Average pips made per month	Number of trades per month	Average pips made per trade	comments
JANUARY	1991	35	56.89	
FEBRUARY	1902	44	43.23	
MARCH	856	18	47.56	
APRIL	1399	32	43.72	
MAY	2460	38	64.74	
JUNE	1687	33	51.12	
JULY	945	18	52.50	
AUGUST	1553	28	55.46	
SEPTEMBER	1507	26	57.96	
OCTOBER	645	10	64.50	
NOVEMBER				
DECEMBER				
YEARLY TOTAL	14945	282	53.00	

	Number of open trades closed on	Number of pips made in trades	% of the Total pips made	Winners	Losers	% Winners	% Losers
MONDAY	64	3340	22.35%	62	2	96.88%	3.13%
TUESDAY	89	4221	28.24%	81	8	91.01%	8.99%
WEDNESDAY	78	4145	27.74%	74	4	94.87%	5.13%
THURSDAY	44	3065	20.51%	42	2	95.45%	4.55%

FRIDAY	2	96	0.64%	2	0	100.00%	0.00%
--------	---	----	-------	---	---	---------	-------

	Average pip winner size	Average pip loser size	Profit Factor	Average net pip made per trade
MONDAY	52.85	-31.50	1.68	50.22
TUESDAY	49.86	-22.75	2.19	43.34
WEDNESDAY	55.20	-15.00	3.68	51.60
THURSDAY	72.24	-15.50	4.66	68.25
FRIDAY	48.00	0.00	0.00	48.00

*assumes a 30 pip stop per microlot , \$150*2%=\$3

30 pips*.10 per microlot=\$3

you want a profit factor greater than 2

** the expected return to the amount of capital at risk taken (30 pips per microlot)

to achieve these returns. This should be >1

*** this statistic is considered the expected profitability/unprofitability of the next trade

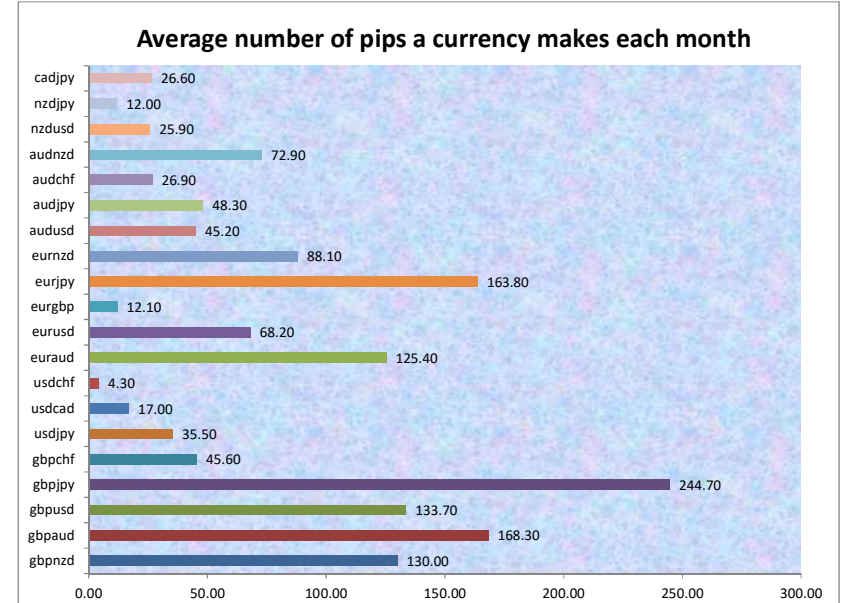
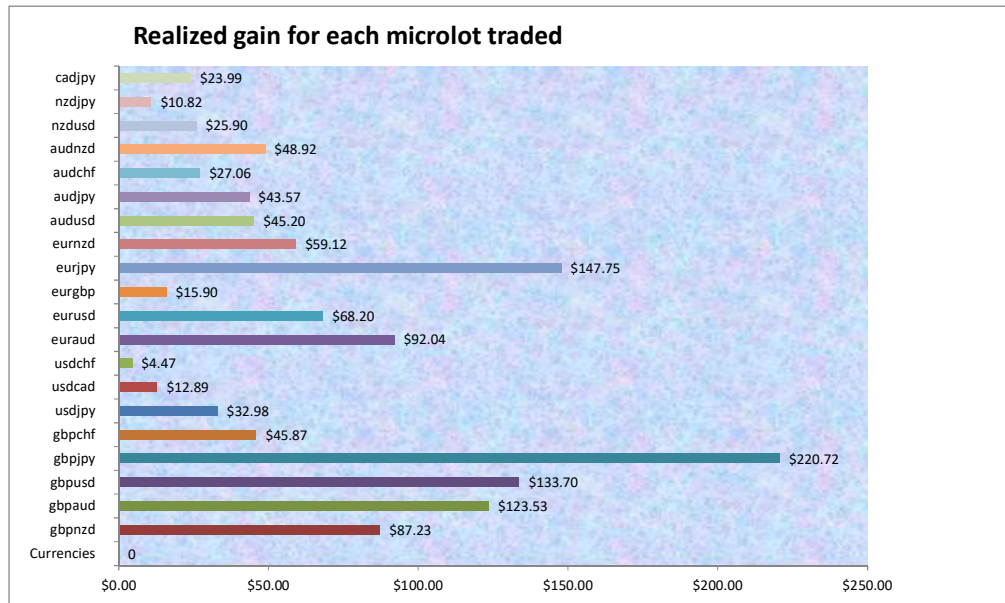
Currencies	Total winning pips	Total losing pips	Total winning trades	Total losing trades	Average win %	Average winner size	Average loss %	Average loser size	Average net pip made per trade	ROI (\$150 margin per microlot traded)*
gbpnzd	1300	0	15	0	100.00%	86.67	0.00%	0.00	86.67	86.67%
gbpau	1835	-152	27	5	84.38%	67.96	15.63%	-30.40	52.59	112.20%
gbpusd	1349	-12	26	1	96.30%	51.88	3.70%	-12.00	49.52	89.13%
gbpjpy	2447	0	35	0	100.00%	69.91	0.00%	0.00	69.91	163.13%
gbpchf	456	0	10	0	100.00%	45.60	0.00%	0.00	45.60	30.40%
usdjpy	368	-13	8	2	80.00%	46.00	20.00%	-6.50	35.50	23.67%
usdcad	170	0	3	0	100.00%	56.67	0.00%	0.00	56.67	11.33%
usdchf	60	-17	2	1	66.67%	30.00	33.33%	-17.00	14.33	2.87%
euraud	1351	-97	25	4	86.21%	54.04	13.79%	-24.25	43.24	83.60%
eurusd	682	0	11	0	100.00%	62.00	0.00%	0.00	62.00	45.47%
eurgbp	161	-40	7	2	77.78%	23.00	22.22%	-20.00	13.44	8.07%
eurjpy	1638	0	27	0	100.00%	60.67	0.00%	0.00	60.67	109.20%
eurnzd	889	-8	12	1	92.31%	74.08	7.69%	-8.00	67.77	58.73%
audusd	452	0	11	0	100.00%	41.09	0.00%	0.00	41.09	30.13%
audjpy	483	0	10	0	100.00%	48.30	0.00%	0.00	48.30	32.20%
audchf	269	0	5	0	100.00%	53.80	0.00%	0.00	53.80	17.93%
audnzd	736	-7	16	1	94.12%	46.00	5.88%	-7.00	42.88	48.60%
nzdusd	259	0	8	0	100.00%	32.38	0.00%	0.00	32.38	17.27%
nzdjpy	120	0	3	0	100.00%	40.00	0.00%	0.00	40.00	8.00%
cadjpy	266	0	4	0	100.00%	66.50	0.00%	0.00	66.50	17.73%
Totals=	15291	-346	265	17	93.97%	57.70	6.03%	-20.35	53.00	996.33%

Currencies	Profit factor	Payoff Ratio **	Expected Payoff ***	7/03/2018 micro Rate exch to USD	Total gain per microlot traded	Realized gain in US Dollars	% ROI per currency per week	% ROI per year (51wks)	Average number of pips a currency makes each month
gbpnzd		2.89	5.78	0.0671	\$130.00	\$87.23	2.11%	107.80%	130.00
gbpau	12.07	1.75	1.64	0.0734	\$168.30	\$123.53	2.74%	139.57%	168.30
gbpusd	112.42	1.65	1.83	0.1	\$133.70	\$133.70	2.17%	110.87%	133.70
gbpjpy		2.33	2.00	0.0902	\$244.70	\$220.72	3.98%	202.92%	244.70
gbpchf		1.52	4.56	0.1006	\$45.60	\$45.87	0.74%	37.81%	45.60
usdjpy	28.31	1.18	3.55	0.0929	\$35.50	\$32.98	0.58%	29.44%	35.50
usdcad		1.89	18.89	0.0758	\$17.00	\$12.89	0.28%	14.10%	17.00
usdchf	3.53	0.48	4.78	0.1039	\$4.30	\$4.47	0.07%	3.57%	4.30
euraud	13.93	1.44	1.49	0.0734	\$125.40	\$92.04	2.04%	103.99%	125.40
eurusd		2.07	5.64	0.1	\$68.20	\$68.20	1.11%	56.56%	68.20
eurgbp	4.03	0.45	1.49	0.1314	\$12.10	\$15.90	0.20%	10.03%	12.10

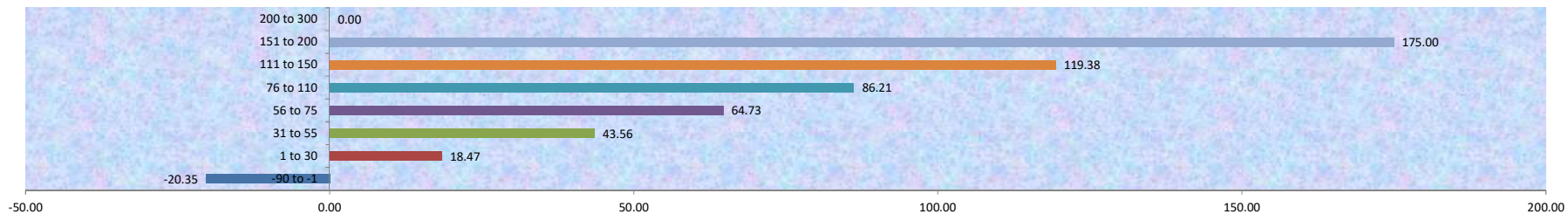
eurjpy		2.02	2.25	0.0902	\$163.80	\$147.75	2.66%	135.83%	163.80
eurnzd	111.13	2.26	5.21	0.0671	\$88.10	\$59.12	1.43%	73.06%	88.10
audusd		1.37	3.74	0.1	\$45.20	\$45.20	0.73%	37.48%	45.20
audjpy		1.61	4.83	0.0902	\$48.30	\$43.57	0.79%	40.05%	48.30
audCHF		1.79	10.76	0.1006	\$26.90	\$27.06	0.44%	22.31%	26.90
audnzd	105.14	1.43	2.52	0.0671	\$72.90	\$48.92	1.19%	60.45%	72.90
nzdusd		1.08	4.05	0.1	\$25.90	\$25.90	0.42%	21.48%	25.90
nzdjpy		1.33	13.33	0.0902	\$12.00	\$10.82	0.20%	9.95%	12.00
cadjpy		2.22	16.63	0.0902	\$26.60	\$23.99	0.43%	22.06%	26.60
Totals=	44.19	1.77	0.19		\$1,494.50	\$1,269.86			

range of pips made or lost	Number of trades per range	Average price of pips per range	% of the total trades per range	% of the total pips per range
-90 to -1	17	-20.35	6.03%	-4.18%
1 to 30	49	18.47	17.38%	3.79%
31 to 55	84	43.56	29.79%	8.94%
56 to 75	67	64.73	23.76%	13.29%
76 to 110	48	86.21	17.02%	17.70%
111 to 150	13	119.38	4.61%	24.51%
151 to 200	4	175.00	1.42%	35.93%
200 to 300	0	0.00	0.00%	0.00%

6.90 \$3,106.10 account size needed to trade 3 microlots for the average total
Maximum number of trades in any week=19 of trades if ave trades were open at the same time each week



Average price of pips per range



Currencies	Live Trade pips made
NZDUSD	93
USDJPY	56
GBPAUD	145
EURAUD	270
GBPJPY	470
AUDJPY	75
EURGBP	53
GBPUSD	97
EURUSD	46
USDCAD	38
EURNZD	-8
EURJPY	133
GBPNZD	129
Jan to Dec Total	1597

Currencies	IC Alert pips made
EURAUD	407
USDJPY	186
GBPJPY	973
EURJPY	591
EURUSD	253
GBPCHF	232
AUDJPY	143
GBPUSD	305
GBPAUD	732
EURNZD	427
AUDNZD	195
AUDUSD	167
USDCHF	-17
CADJPY	101
NZDUSD	54
GBPNZD	118
AUDCHF	96
EURGBP	-22
NZDJPY	60
Jan to Dec Total	5001

Currencies	Session Recap pips made
AUDJPY	193
EURAUD	517
AUDNZD	485
USDJPY	113
GBPAUD	806
USDCHF	60
AUDCHF	117
EURGBP	90
EURNZD	462
GBPJPY	1004
GBPUSD	935
EURUSD	343
GBPNZD	910
EURJPY	868
AUDUSD	285
NZDUSD	112
CADJPY	165
NZDJPY	60
USDCAD	132
GBPCHF	224
Jan to Dec Total	7881

Equity Curve for each type of trade- profits made trading only 1 Micro lot (quoted in US Dollars)

\$800.00





PROFIT MADE TRADING ONLY 1 MICROLOT PER TRADE (IN US DOLLARS)					CUMULATIVE % GAIN (return on \$150 margin)			AVERAGE WEEKLY % GAIN		
Base on \$150 margin per microlot traded	Cumulative Total for each type of trade			Cumulative all Trades	Live trades	IC Alerts	S Recaps	Live trades	IC Alerts	S Recaps
	Live Trades=46	IC Alerts=102	S Recaps=135							
week 1	\$0.00	\$6.39	\$0.00	\$6.39	0.00%	4.26%	0.00%	0.00%	4.26%	0.00%
week 2	\$0.00	\$22.91	\$35.18	\$58.09	0.00%	15.27%	23.46%	0.00%	7.64%	11.73%
week 3	#N/A	#N/A	#N/A	#N/A	#N/A	#N/A	#N/A	#N/A	#N/A	#N/A
week 4	\$16.67	\$34.73	\$66.60	\$118.00	11.11%	23.16%	44.40%	2.78%	5.79%	11.10%
week 5	\$25.17	\$51.04	\$84.76	\$160.98	16.78%	34.03%	56.51%	3.36%	6.81%	11.30%
week 6	\$22.02	\$71.68	\$127.90	\$221.60	14.68%	47.79%	85.27%	2.45%	7.96%	14.21%
week 7	\$28.78	\$66.32	\$153.48	\$248.58	19.19%	44.21%	102.32%	2.74%	6.32%	14.62%
week 8	\$36.90	\$66.32	\$165.63	\$268.85	24.60%	44.21%	110.42%	3.08%	5.53%	13.80%
week 9	\$48.24	\$71.96	\$209.24	\$329.44	32.16%	47.97%	139.50%	3.57%	5.33%	15.50%
week 10	\$52.33	\$103.48	\$210.36	\$366.17	34.89%	68.99%	140.24%	3.49%	6.90%	14.02%
week 11	\$61.53	\$103.48	\$210.36	\$375.37	41.02%	68.99%	140.24%	3.73%	6.27%	12.75%
week 12	\$61.53	\$103.48	\$220.46	\$385.47	41.02%	68.99%	146.97%	3.42%	5.75%	12.25%
week 13	\$61.53	\$106.91	\$238.69	\$407.12	41.02%	71.27%	159.12%	3.16%	5.48%	12.24%
week 14	\$63.44	\$119.71	\$247.61	\$430.76	42.29%	79.81%	165.07%	3.02%	5.70%	11.79%

