

End of week 4 Total trades=12		192	118	358			668
Monday, January 29, 2018	GBPJPY		53		1	0	IC Alerts
Monday, January 29, 2018	AUDJPY		1		1	0	IC Alerts
Monday, January 29, 2018	USDCHF			23	1	0	Session Recap
Monday, January 29, 2018	EURAUD	36			1	0	Live Trade
Tuesday, January 30, 2018	GBPUSD		30		1	0	IC Alerts
Tuesday, January 30, 2018	AUDNZD			70	1	0	Session Recap
Wednesday, January 31, 2018	GBPJPY	65			1	0	Live Trade
Wednesday, January 31, 2018	GBPAUD		115		1	0	IC Alerts
Wednesday, January 31, 2018	GBPJPY			90	1	0	Session Recap
Wednesday, January 31, 2018	AUDNZD			44	1	0	Session Recap
					0	0	
					0	0	
					0	0	
					0	0	
					0	0	
					0	0	
					0	0	
					0	0	
					0	0	
					0	0	
					0	0	
					0	0	
					0	0	
					0	0	
					0	0	
					0	0	
End of week 5 Total trades=10		101	199	227			527
Monday, February 5, 2018	EURNZD		64		1	0	IC Alerts
Monday, February 5, 2018	AUDNZD		58		1	0	IC Alerts
Monday, February 5, 2018	GBPUSD			83	1	0	Session Recap
Monday, February 5, 2018	EURUSD			63	1	0	Session Recap
Tuesday, February 6, 2018	GBPUSD			33	1	0	Session Recap
Tuesday, February 6, 2018	EURUSD			49	1	0	Session Recap
Wednesday, February 7, 2018	AUDUSD		43		1	0	IC Alerts
Wednesday, February 7, 2018	GBPAUD		111		1	0	IC Alerts
Wednesday, February 7, 2018	EURUSD			80	1	0	Session Recap
Wednesday, February 7, 2018	EURAUD	43			0	1	Live Trade
Wednesday, February 7, 2018	GBPZD			184	1	0	Session Recap
					0	0	
					0	0	
					0	0	
					0	0	
					0	0	
					0	0	
					0	0	
					0	0	
					0	0	
					0	0	
					0	0	
					0	0	
					0	0	
					0	0	
End of Week 6 Total trades=11		43	276	492			725
Thursday, February 8, 2018	EURJPY			118	1	0	Session Recap
Thursday, February 8, 2018	AUDJPY	75			1	0	Live Trade
Monday, February 12, 2018	GBPAUD			28	0	1	Session Recap
Tuesday, February 13, 2018	USDCHF		17		0	1	IC Alerts

Tuesday, February 13, 2018	GBPAUD		49		0	1	IC Alerts
Tuesday, February 13, 2018	GBPJPY			68	1	0	Session Recap
Tuesday, February 13, 2018	AUDUSD			56	1	0	Session Recap
Tuesday, February 13, 2018	EURGBP			16	1	0	Session Recap
Tuesday, February 13, 2018	AUDNZD			47	1	0	Session Recap
					0	0	
					0	0	
					0	0	
					0	0	
					0	0	
					0	0	
					0	0	
					0	0	
					0	0	
					0	0	
					0	0	
					0	0	
					0	0	
					0	0	
					0	0	
					0	0	
					0	0	
End of week 7 Total trades=9			75	66	277		286
Wednesday, February 14, 2018	EURUSD			47	1	0	Session Recap
Wednesday, February 14, 2018	EURGBP	42			1	0	Live Trade
Wednesday, February 21, 2018	GBPUSD	26			1	0	Live Trade
Wednesday, February 21, 2018	GBPJPY			46	1	0	Session Recap
Wednesday, February 21, 2018	AUDUSD			33	1	0	Session Recap
					0	0	
					0	0	
					0	0	
					0	0	
					0	0	
					0	0	
					0	0	
					0	0	
					0	0	
					0	0	
					0	0	
					0	0	
					0	0	
					0	0	
					0	0	
					0	0	
					0	0	
					0	0	
End of week 8 Total trades=5			68	0	126		194
Friday, February 23, 2018	NZDUSD		9		1	0	IC Alerts
Monday, February 26, 2018	NZDUSD			40	1	0	Session Recap
Monday, February 26, 2018	GBPJPY			49	1	0	Session Recap
Monday, February 26, 2018	GBPAUD			35	1	0	Session Recap
Tuesday, February 27, 2018	EURJPY		34		1	0	IC Alerts
Tuesday, February 27, 2018	NZDUSD	46			1	0	Live Trade
Tuesday, February 27, 2018	GBPJPY			123	1	0	Session Recap
Tuesday, February 27, 2018	USDJPY	9			0	1	Live Trade
Tuesday, February 27, 2018	EURUSD	46			1	0	Live Trade

					0	0	
					0	0	
					0	0	
					0	0	
End of week 13 Total trades=5		0	38	196			234
Monday, April 2, 2018	GBPNZD			83	1	0	Session Recap
Tuesday, April 3, 2018	EURNZD		112		1	0	IC Alerts
Tuesday, April 3, 2018	EURAUD	26			1	0	Live Trade
Wednesday, April 4, 2018	GBPAUD		72		1	0	IC Alerts
Thursday, April 5, 2018	AUDNZD			50	1	0	Session Recap
					0	0	
					0	0	
					0	0	
					0	0	
					0	0	
					0	0	
					0	0	
					0	0	
					0	0	
					0	0	
					0	0	
					0	0	
					0	0	
					0	0	
					0	0	
					0	0	
					0	0	
					0	0	
					0	0	
End of week 14 Total trades=5		26	184	133			343
Monday, April 9, 2018	USDCAD			47	1	0	Session Recap
Monday, April 9, 2018	AUDNZD			26	1	0	Session Recap
Wednesday, April 11, 2018	EURNZD			98	1	0	Session Recap
Wednesday, April 11, 2018	GBPNZD			86	1	0	Session Recap
					0	0	
					0	0	
					0	0	
					0	0	
					0	0	
					0	0	
					0	0	
					0	0	
					0	0	
					0	0	
					0	0	
					0	0	
					0	0	
					0	0	
					0	0	
					0	0	
					0	0	
					0	0	
End of week 15 Total trades=4		0	0	257			257

Tuesday, April 17, 2018	EURAUD	38			0	1	Live Trade
Wednesday, April 18, 2018	NZDUSD		23		1	0	IC Alerts
Wednesday, April 18, 2018	GBPNZD		3		1	0	IC Alerts
Wednesday, April 18, 2018	GBPUSD		2		1	0	IC Alerts
Wednesday, April 18, 2018	AUDCHF		48		1	0	IC Alerts
Wednesday, April 18, 2018	AUDNZD		50		1	0	IC Alerts
					0	0	
					0	0	
					0	0	
					0	0	
					0	0	
					0	0	
					0	0	
					0	0	
					0	0	
					0	0	
					0	0	
					0	0	
					0	0	
					0	0	
					0	0	
End of week 16 Total trades=6		38	126	0			88
Thursday, April 19, 2018	AUDUSD		62		1	0	IC Alerts
Thursday, April 19, 2018	NZDUSD			37	1	0	Session Recap
Thursday, April 19, 2018	GBPUSD			68	1	0	Session Recap
Thursday, April 19, 2018	NZDJPY			32	1	0	Session Recap
Monday, April 23, 2018	GBPJPY			75	1	0	Session Recap
Monday, April 23, 2018	EURAUD			22	1	0	Session Recap
Monday, April 23, 2018	GBPNZD			70	1	0	Session Recap
Tuesday, April 24, 2018	NZDUSD		22		1	0	IC Alerts
Tuesday, April 24, 2018	GBPUSD			36	1	0	Session Recap
Tuesday, April 24, 2018	GBPAUD			36	1	0	Session Recap
Wednesday, April 25, 2018	EURGBP		14		1	0	IC Alerts
Wednesday, April 25, 2018	EURAUD		6		0	1	IC Alerts
Wednesday, April 25, 2018	GBPJPY			18	1	0	Session Recap
					0	0	
					0	0	
					0	0	
					0	0	
					0	0	
					0	0	
					0	0	
					0	0	
End of week 17 Total trades=13		0	92	394			486
Thursday, April 26, 2018	GBPUSD			107	1	0	Session Recap
Monday, April 30, 2018	NZDUSD			35	1	0	Session Recap
Monday, April 30, 2018	GBPUSD			82	1	0	Session Recap
Monday, April 30, 2018	EURGBP	1			1	0	Live Trade
Tuesday, May 1, 2018	GBPAUD			37	1	0	Session Recap

Tuesday, May 1, 2018	GBPCHF			1		1	0	Session Recap
Wednesday, May 2, 2018	GBPJPY		40			1	0	IC Alerts
Wednesday, May 2, 2018	EURJPY			59		1	0	Session Recap
Wednesday, May 2, 2018	GBPAUD			58		1	0	Session Recap
Wednesday, May 2, 2018	GBPNZD			82		1	0	Session Recap
						0	0	
						0	0	
						0	0	
						0	0	
						0	0	
						0	0	
						0	0	
						0	0	
						0	0	
						0	0	
						0	0	
						0	0	
						0	0	
						0	0	
End of week 18 Total trades=10			1	40	461			502
Thursday, May 3, 2018	EURJPY		77			1	0	IC Alerts
Thursday, May 3, 2018	GBPAUD		70			1	0	IC Alerts
Thursday, May 3, 2018	GBPJPY	78				1	0	Live Trade
Thursday, May 3, 2018	GBPUSD	65				1	0	Live Trade
Monday, May 7, 2018	GBPJPY		59			1	0	IC Alerts
Monday, May 7, 2018	EURJPY	68				1	0	Live Trade
Monday, May 7, 2018	GBPUSD			47		1	0	Session Recap
Tuesday, May 8, 2018	GBPJPY			53		1	0	Session Recap
Tuesday, May 8, 2018	EURGBP		36			0	1	IC Alerts
Wednesday, May 9, 2018	GBPAUD		61			1	0	IC Alerts
Wednesday, May 9, 2018	EURAUD	52				1	0	Live Trade
						0	0	
						0	0	
						0	0	
						0	0	
						0	0	
						0	0	
						0	0	
						0	0	
						0	0	
						0	0	
						0	0	
End of week 19 Total trades=11			263	231	100			594
Monday, May 14, 2018	GBPUSD		74			1	0	IC Alerts
Monday, May 14, 2018	EURUSD		86			1	0	IC Alerts
Tuesday, May 15, 2018	GBPUSD		41			1	0	IC Alerts
Tuesday, May 15, 2018	GBPCHF		46			1	0	IC Alerts
Tuesday, May 15, 2018	GBPJPY			46		1	0	Session Recap
Tuesday, May 15, 2018	EURJPY			79		1	0	Session Recap
Tuesday, May 15, 2018	EURAUD			69		1	0	Session Recap
Tuesday, May 15, 2018	GBPAUD	61				1	0	Live Trade
Tuesday, May 15, 2018	EURNZD			132		1	0	Session Recap
Tuesday, May 15, 2018	GBPNZD	76				1	0	Live Trade

					0	0	
					0	0	
					0	0	
End of week 24 Total trades=7		0	291	157			448
Thursday, June 14, 2018	AUDJPY		62		1	0	IC Alerts
Monday, June 18, 2018	GBPJPY	111			1	0	Live Trade
Monday, June 18, 2018	GBPAUD		75		1	0	IC Alerts
Monday, June 18, 2018	NZDJPY		60		1	0	IC Alerts
Monday, June 18, 2018	EURJPY			120	1	0	Session Recap
Monday, June 18, 2018	GBPUSD			79	1	0	Session Recap
Monday, June 18, 2018	GBPAUD			52	1	0	Session Recap
Monday, June 18, 2018	GBPCHF			63	1	0	Session Recap
Tuesday, June 19, 2018	EURGBP	10			1	0	Live Trade
Tuesday, June 19, 2018	EURAUD			25	1	0	Session Recap
Wednesday, June 20, 2018	GBPUSD		49		1	0	IC Alerts
Wednesday, June 20, 2018	GBPJPY			60	1	0	Session Recap
					0	0	
					0	0	
					0	0	
					0	0	
					0	0	
					0	0	
					0	0	
					0	0	
					0	0	
					0	0	
					0	0	
End of week 25 Total trades=12		121	246	399			766
Thursday, June 21, 2018	EURAUD	39			1	0	Live Trade
					0	0	
					0	0	
					0	0	
					0	0	
					0	0	
					0	0	
					0	0	
					0	0	
					0	0	
					0	0	
					0	0	
					0	0	
					0	0	
					0	0	
					0	0	
					0	0	
					0	0	
					0	0	
					0	0	
End of week 26 Total trades=1		39	0	0			39
Monday, July 2, 2018	EURNZD			67	1	0	Session Recap

					0	0	
					0	0	
End of week 35 Total trades=0		0	0	0			0
					0	0	
					0	0	
					0	0	
					0	0	
					0	0	
					0	0	
					0	0	
					0	0	
					0	0	
					0	0	
					0	0	
					0	0	
					0	0	
					0	0	
					0	0	
					0	0	
					0	0	
					0	0	
					0	0	
					0	0	
					0	0	
					0	0	
					0	0	
End of week 36 Total trades=0		0	0	0			0
					0	0	
					0	0	
					0	0	
					0	0	
					0	0	
					0	0	
					0	0	
					0	0	
					0	0	
					0	0	
					0	0	
					0	0	
					0	0	
					0	0	
					0	0	
					0	0	
					0	0	
					0	0	
					0	0	
					0	0	
					0	0	
End of week 37 Total trades=0		0	0	0			0
					0	0	
					0	0	

				0	0	
End of week 46 Total trades=0		0	0	0		0
				0	0	
				0	0	
				0	0	
				0	0	
				0	0	
				0	0	
				0	0	
				0	0	
				0	0	
				0	0	
				0	0	
				0	0	
				0	0	
				0	0	
				0	0	
				0	0	
				0	0	
				0	0	
				0	0	
				0	0	
				0	0	
				0	0	
				0	0	
				0	0	
End of week 47 Total trades=0		0	0	0		0
				0	0	
				0	0	
				0	0	
				0	0	
				0	0	
				0	0	
				0	0	
				0	0	
				0	0	
				0	0	
				0	0	
				0	0	
				0	0	
				0	0	
				0	0	
				0	0	
				0	0	
				0	0	
				0	0	
				0	0	
				0	0	
				0	0	
				0	0	
				0	0	
				0	0	
End of week 48 Total trades=0		0	0	0		0
				0	0	
				0	0	
				0	0	

					0	0	
					0	0	
					0	0	
					0	0	
					0	0	
					0	0	
					0	0	
					0	0	
					0	0	
					0	0	
					0	0	
					0	0	
					0	0	
					0	0	
					0	0	
					0	0	
					0	0	
					0	0	
					0	0	
End of week 51. Total trades=0		0	0	0			0

28 weeks of trading so far			Number of trades made for each Currency during the year 2018		
1) gbpnzd= 10	6) usdjpy= 7	9) euraud= 18	14) audusd= 6	18) nzdusd= 8	20) cadjpy= 4
2) gbpaud= 22	7) usdcad= 2	10) eurusd= 8	15) audjpy= 8	19) nzdjpy= 3	
3) gbpusd= 20	8) usdchf= 3	11) eurgbp= 8	16) audchf= 4		
4) gbppy= 26		12) eurjpy= 16	17) audnzd= 12		
5) gbpchf= 6		13) eurnzd= 10			
Total gbp's= 84	Total usd's= 12	Total eur's= 60	total aud's= 30	Total nzd's= 11	total cad's= 4

	Average pips made per month	Number of trades per month	Average pips made per trade	comments
JANUARY	1922	33	58.24	
FEBRUARY	1902	44	43.23	
MARCH	856	18	47.56	
APRIL	1399	32	43.72	
MAY	2460	38	64.74	
JUNE	1556	31	50.19	
JULY	279	5	55.80	
AUGUST				
SEPTEMBER				
OCTOBER				
NOVEMBER				
DECEMBER				
YEARLY TOTAL	10374	201	51.61	

	Number of open trades closed on	Number of pips made in trades	% of the Total pips made	Winners	Losers	% Winners	% Losers
MONDAY	50	2526	24.35%	48	2	96.00%	4.00%
TUESDAY	63	2975	28.68%	57	6	90.48%	9.52%
WEDNESDAY	54	2843	27.41%	52	2	96.30%	3.70%
THURSDAY	29	1925	18.56%	27	2	93.10%	6.90%

FRIDAY	2	96	0.93%	2	0	100.00%	0.00%
--------	---	----	-------	---	---	---------	-------

	Average pip winner size	Average pip loser size	Profit Factor	Average net pip made per trade
MONDAY	51.31	-31.50	1.63	48.00
TUESDAY	49.51	-25.50	1.94	42.37
WEDNESDAY	53.73	-24.50	2.19	50.83
THURSDAY	70.15	-15.50	4.53	64.24
FRIDAY	48.00	0.00	0.00	48.00

*assumes a 30 pip stop per microlot , \$150*2%=\$3

30 pips*.10 per microlot=\$3

you want a profit factor greater than 2

** the expected return to the amount of capital at risk taken (30 pips per microlot)

to achieve these returns. This should be >1

*** this statistic is considered the expected profitability/unprofitability of the next trade

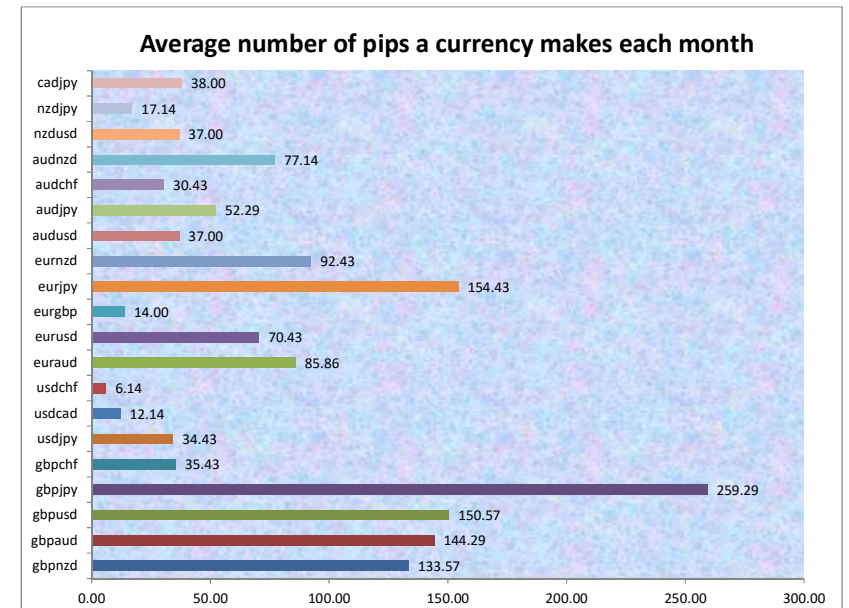
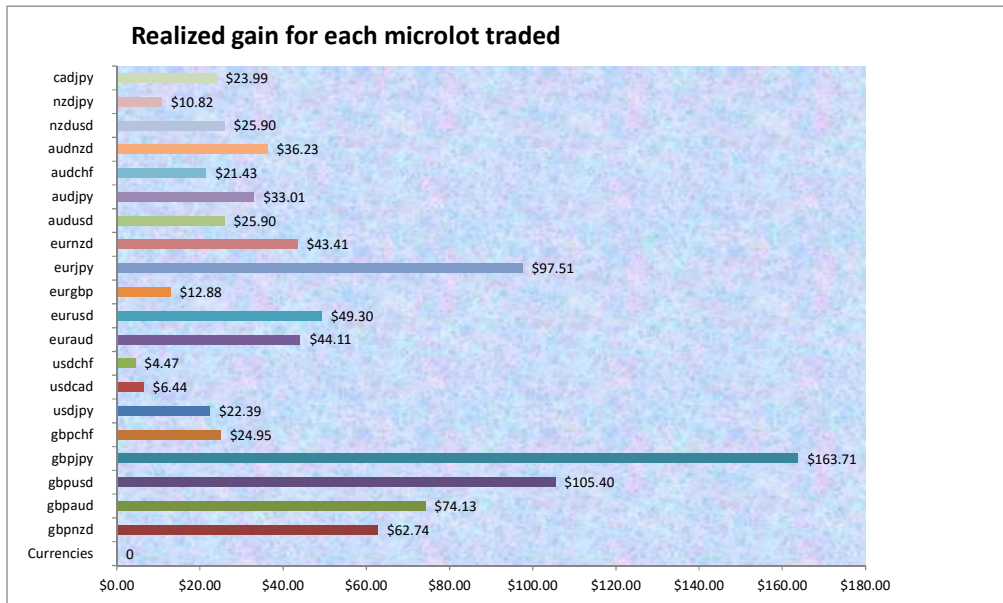
Currencies	Total winning pips	Total losing pips	Total winning trades	Total losing trades	Average win %	Average winner size	Average loss %	Average loser size	Average net pip made per trade	ROI (\$150 margin per microlot traded)*
gbpnzd	935	0	10	0	100.00%	93.50	0.00%	0.00	93.50	62.33%
gbpau	1145	-135	18	4	81.82%	63.61	18.18%	-33.75	45.91	67.33%
gbpusd	1054	0	20	0	100.00%	52.70	0.00%	0.00	52.70	70.27%
gbpjpy	1815	0	26	0	100.00%	69.81	0.00%	0.00	69.81	121.00%
gbpchf	248	0	6	0	100.00%	41.33	0.00%	0.00	41.33	16.53%
usdjpy	250	-9	6	1	85.71%	41.67	14.29%	-9.00	34.43	16.07%
usdcad	85	0	2	0	100.00%	42.50	0.00%	0.00	42.50	5.67%
usdchf	60	-17	2	1	66.67%	30.00	33.33%	-17.00	14.33	2.87%
euraud	698	-97	14	4	77.78%	49.86	22.22%	-24.25	33.39	40.07%
eurusd	493	0	8	0	100.00%	61.63	0.00%	0.00	61.63	32.87%
eurgbp	138	-40	6	2	75.00%	23.00	25.00%	-20.00	12.25	6.53%
eurjpy	1081	0	16	0	100.00%	67.56	0.00%	0.00	67.56	72.07%
eurnzd	655	-8	9	1	90.00%	72.78	10.00%	-8.00	64.70	43.13%
audusd	259	0	6	0	100.00%	43.17	0.00%	0.00	43.17	17.27%
audjpy	366	0	8	0	100.00%	45.75	0.00%	0.00	45.75	24.40%
audchf	213	0	4	0	100.00%	53.25	0.00%	0.00	53.25	14.20%
audnzd	540	0	12	0	100.00%	45.00	0.00%	0.00	45.00	36.00%
nzdusd	259	0	8	0	100.00%	32.38	0.00%	0.00	32.38	17.27%
nzdjpy	120	0	3	0	100.00%	40.00	0.00%	0.00	40.00	8.00%
cadjpy	266	0	4	0	100.00%	66.50	0.00%	0.00	66.50	17.73%
Totals=	10680	-306	188	13	93.53%	56.81	6.47%	-23.54	51.61	691.60%

Currencies	Profit factor	Payoff Ratio **	Expected Payoff ***	7/03/2018 micro Rate exch to USD	Total gain per microlot traded	Realized gain in US Dollars	% ROI per currency per week	% ROI per year (51wks)	Average number of pips a currency makes each month
gbpnzd		3.12	9.35	0.0671	\$93.50	\$62.74	2.23%	113.54%	133.57
gbpau	8.48	1.53	2.09	0.0734	\$101.00	\$74.13	2.40%	122.64%	144.29
gbpusd		1.76	2.64	0.1	\$105.40	\$105.40	2.51%	127.99%	150.57
gbpjpy		2.33	2.68	0.0902	\$181.50	\$163.71	4.32%	220.39%	259.29
gbpchf		1.38	6.89	0.1006	\$24.80	\$24.95	0.59%	30.11%	35.43
usdjpy	27.78	1.15	4.92	0.0929	\$24.10	\$22.39	0.57%	29.26%	34.43
usdcad		1.42	21.25	0.0758	\$8.50	\$6.44	0.20%	10.32%	12.14
usdchf	3.53	0.48	4.78	0.1039	\$4.30	\$4.47	0.10%	5.22%	6.14
euraud	7.20	1.11	1.85	0.0734	\$60.10	\$44.11	1.43%	72.98%	85.86
eurusd		2.05	7.70	0.1	\$49.30	\$49.30	1.17%	59.86%	70.43
eurgbp	3.45	0.41	1.53	0.1314	\$9.80	\$12.88	0.23%	11.90%	14.00

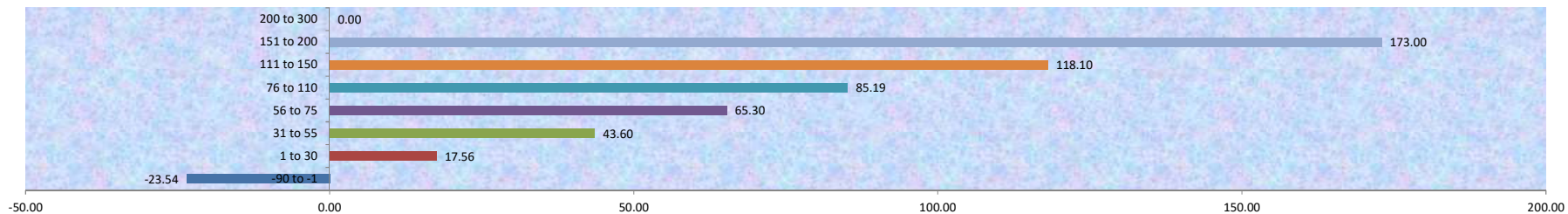
eurjpy		2.25	4.22	0.0902	\$108.10	\$97.51	2.57%	131.26%	154.43
eurnzd	81.88	2.16	6.47	0.0671	\$64.70	\$43.41	1.54%	78.56%	92.43
audusd		1.44	7.19	0.1	\$25.90	\$25.90	0.62%	31.45%	37.00
audjpy		1.53	5.72	0.0902	\$36.60	\$33.01	0.87%	44.44%	52.29
audCHF		1.78	13.31	0.1006	\$21.30	\$21.43	0.51%	25.86%	30.43
audnzd		1.50	3.75	0.0671	\$54.00	\$36.23	1.29%	65.57%	77.14
nzdusd		1.08	4.05	0.1	\$25.90	\$25.90	0.62%	31.45%	37.00
nzdjpy		1.33	13.33	0.0902	\$12.00	\$10.82	0.29%	14.57%	17.14
cadjpy		2.22	16.63	0.0902	\$26.60	\$23.99	0.63%	32.30%	38.00
Totals=	34.90	1.72	0.26		\$1,037.40	\$888.74			

range of pips made or lost	Number of trades per range	Average price of pips per range	% of the total trades per range	% of the total pips per range
-90 to -1	13	-23.54	6.47%	-4.91%
1 to 30	36	17.56	17.91%	3.66%
31 to 55	62	43.60	30.85%	9.10%
56 to 75	46	65.30	22.89%	13.63%
76 to 110	31	85.19	15.42%	17.78%
111 to 150	10	118.10	4.98%	24.64%
151 to 200	3	173.00	1.49%	36.10%
200 to 300	0	0.00	0.00%	0.00%

7.18 \$3,230.36 account size needed to trade 3 microlots for the average total
Maximum number of trades in any week=19 of trades if ave trades were open at the same time each week



Average price of pips per range



Currencies	Live Trade pips made
NZDUSD	93
USDJPY	60
GBPAUD	80
EURAUD	72
GBPJPY	426
AUDJPY	75
EURGBP	53
GBPUSD	91
EURUSD	46
USDCAD	38
EURNZD	-8
EURJPY	68
GBPNZD	76
Jan to Dec Total	1170

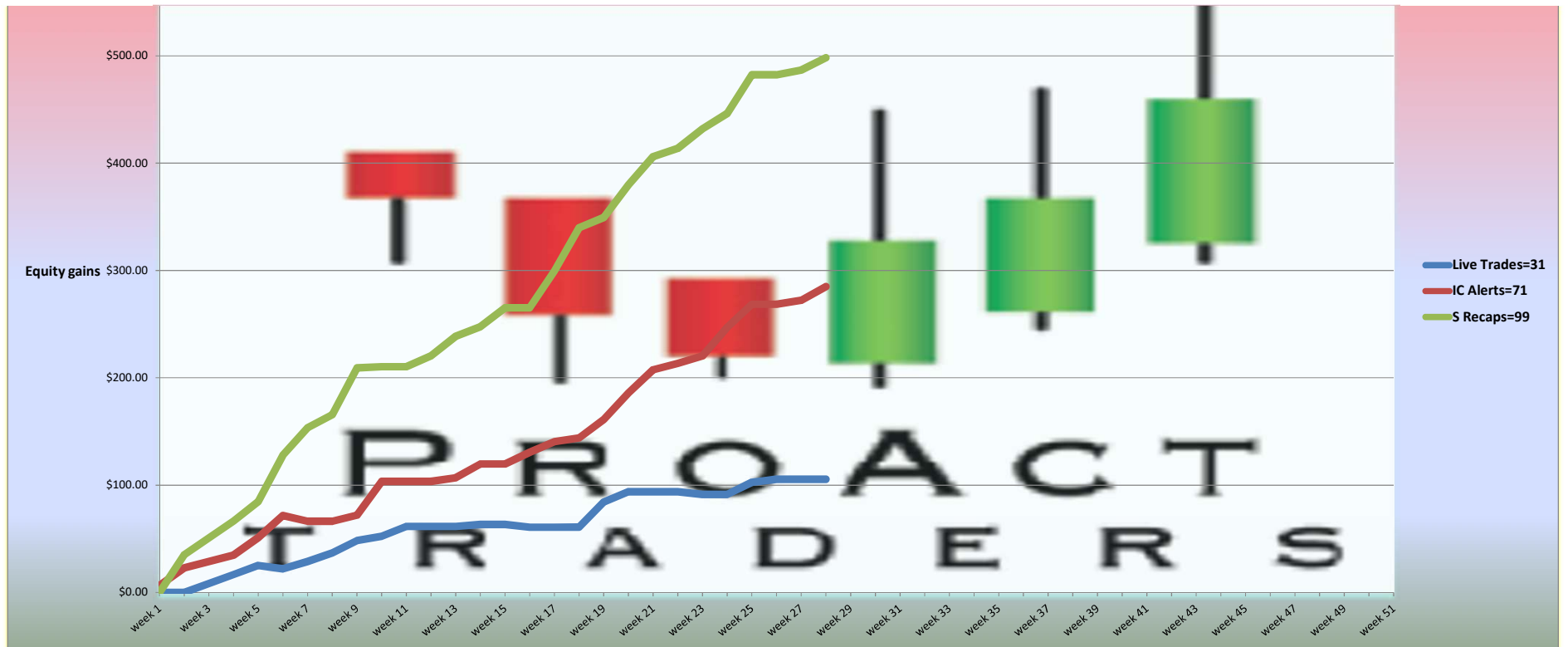
Currencies	IC Alert pips made
EURAUD	176
USDJPY	99
GBPJPY	630
EURJPY	337
EURUSD	163
GBPCHF	115
AUDJPY	143
GBPUSD	227
GBPAUD	489
EURNZD	298
AUDNZD	150
AUDUSD	105
USDCHF	-17
CADJPY	101
NZDUSD	54
GBPNZD	3
AUDCHF	96
EURGBP	-22
NZDJPY	60
Jan to Dec Total	3207

Currencies	Session Recap pips made
AUDJPY	148
EURAUD	353
AUDNZD	390
USDJPY	82
GBPAUD	441
USDCHF	60
AUDCHF	117
EURGBP	67
EURNZD	357
GBPJPY	683
GBPUSD	736
EURUSD	284
GBPNZD	856
EURJPY	634
AUDUSD	154
NZDUSD	112
CADJPY	165
NZDJPY	60
USDCAD	47
GBPCHF	133
Jan to Dec Total	5879

Equity Curve for each type of trade- profits made trading only 1 Micro lot (quoted in US Dollars)

\$600.00





PROFIT MADE TRADING ONLY 1 MICROLOT PER TRADE (IN US DOLLARS)					CUMULATIVE % GAIN (return on \$150 margin)			AVERAGE WEEKLY % GAIN		
Base on \$150 margin per microlot traded	Cumulative Total for each type of trade			Cumulative all Trades	Live trades	IC Alerts	S Recaps	Live trades	IC Alerts	S Recaps
	Live Trades=31	IC Alerts=71	S Recaps=99							
week 1	\$0.00	\$6.39	\$0.00	\$6.39	0.00%	4.26%	0.00%	0.00%	4.26%	0.00%
week 2	\$0.00	\$22.91	\$35.18	\$58.09	0.00%	15.27%	23.46%	0.00%	7.64%	11.73%
week 3	#N/A	#N/A	#N/A	#N/A	#N/A	#N/A	#N/A	#N/A	#N/A	#N/A
week 4	\$16.67	\$34.73	\$66.60	\$118.00	11.11%	23.16%	44.40%	2.78%	5.79%	11.10%
week 5	\$25.17	\$51.04	\$84.76	\$160.98	16.78%	34.03%	56.51%	3.36%	6.81%	11.30%
week 6	\$22.02	\$71.68	\$127.90	\$221.60	14.68%	47.79%	85.27%	2.45%	7.96%	14.21%
week 7	\$28.78	\$66.32	\$153.48	\$248.58	19.19%	44.21%	102.32%	2.74%	6.32%	14.62%
week 8	\$36.90	\$66.32	\$165.63	\$268.85	24.60%	44.21%	110.42%	3.08%	5.53%	13.80%
week 9	\$48.24	\$71.96	\$209.24	\$329.44	32.16%	47.97%	139.50%	3.57%	5.33%	15.50%
week 10	\$52.33	\$103.48	\$210.36	\$366.17	34.89%	68.99%	140.24%	3.49%	6.90%	14.02%
week 11	\$61.53	\$103.48	\$210.36	\$375.37	41.02%	68.99%	140.24%	3.73%	6.27%	12.75%
week 12	\$61.53	\$103.48	\$220.46	\$385.47	41.02%	68.99%	146.97%	3.42%	5.75%	12.25%
week 13	\$61.53	\$106.91	\$238.69	\$407.12	41.02%	71.27%	159.12%	3.16%	5.48%	12.24%
week 14	\$63.44	\$119.71	\$247.61	\$430.76	42.29%	79.81%	165.07%	3.02%	5.70%	11.79%

