





					0	0	
					0	0	
<b>End of week 4 Total trades=12</b>		192	118	358			<b>668</b>
Monday, January 29, 2018	gbpjpy		53		1	0	IC Alerts
Monday, January 29, 2018	audjpy		1		1	0	IC Alerts
Monday, January 29, 2018	usdchf			23	1	0	Session Recap
Monday, January 29, 2018	euraud	36			1	0	Live Trade
Tuesday, January 30, 2018	gbpusd		30		1	0	IC Alerts
Tuesday, January 30, 2018	audnzd			70	1	0	Session Recap
Wednesday, January 31, 2018	gbpjpy	65			1	0	Live Trade
Wednesday, January 31, 2018	gbpaud		115		1	0	IC Alerts
Wednesday, January 31, 2018	gbpjpy			90	1	0	Session Recap
Wednesday, January 31, 2018	audnzd			44	1	0	Session Recap
					0	0	
					0	0	
					0	0	
					0	0	
					0	0	
					0	0	
					0	0	
					0	0	
					0	0	
					0	0	
					0	0	
					0	0	
<b>End of week 5 Total trades=10</b>		101	199	227			<b>527</b>
Monday, February 5, 2018	eurnzd		64		1	0	IC Alerts
Monday, February 5, 2018	audnzd		58		1	0	IC Alerts
Monday, February 5, 2018	gbpusd			83	1	0	Session Recap
Monday, February 5, 2018	eurusd			63	1	0	Session Recap
Tuesday, February 6, 2018	gbpusd			33	1	0	Session Recap
Tuesday, February 6, 2018	eurusd			49	1	0	Session Recap
Wednesday, February 7, 2018	audusd		43		1	0	IC Alerts
Wednesday, February 7, 2018	gbpaud		111		1	0	IC Alerts
Wednesday, February 7, 2018	eurusd			80	1	0	Session Recap
Wednesday, February 7, 2018	euraud	43			0	1	Live Trade
Wednesday, February 7, 2018	gbpnzd			184	1	0	Session Recap
					0	0	
					0	0	
					0	0	
					0	0	
					0	0	
					0	0	
					0	0	
					0	0	
					0	0	
					0	0	
					0	0	
<b>End of Week 6 Total trades=11</b>		43	276	492			<b>725</b>
Thursday, February 8, 2018	eurjpy			118	1	0	Session Recap

















































	Average pips made per month	Number of trades per month	Average pips made per trade	comments
JANUARY	1922	33	58.24	
FEBRUARY	1901	43	44.21	
MARCH	856	18	47.56	
APRIL	1398	30	46.60	
MAY	2459	37	66.46	
JUNE	1429	26	54.96	
JULY				
AUGUST				
SEPTEMBER				
OCTOBER				
NOVEMBER				
DECEMBER				
YEARLY TOTAL	9965	187	53.29	

	Number of open trades closed on	Number of pips made in trades	% of the Total pips made	Winners	Losers	% Winners	% Losers
MONDAY	45	2306	23.31%	43	2	95.56%	4.44%
TUESDAY	62	3026	30.59%	56	6	90.32%	9.68%
WEDNESDAY	52	2770	28.00%	50	2	96.15%	3.85%
THURSDAY	26	1767	17.86%	24	2	92.31%	7.69%
FRIDAY	2	96	0.97%	2	0	100.00%	0.00%

	Average pip winner size	Average pip loser size	Profit Factor	Average net pip made per trade
MONDAY	52.16	-31.50	1.66	48.44
TUESDAY	51.30	-25.50	2.01	43.87
WEDNESDAY	54.42	-24.50	2.22	51.38
THURSDAY	72.33	-15.50	4.67	65.58
FRIDAY	48.00	0.00	0.00	48.00

\*assumes a 30 pip stop per microlot , \$150\*2%=\$3

30 pips\*.10 per microlot=\$3

you want a profit factor greater than 2

\*\* the expected return to the amount of capital at risk taken (30 pips per microlot)

to achieve these returns. This should be >1

\*\*\* this statistic is considered the expected profitability/unprofitability of the next trade

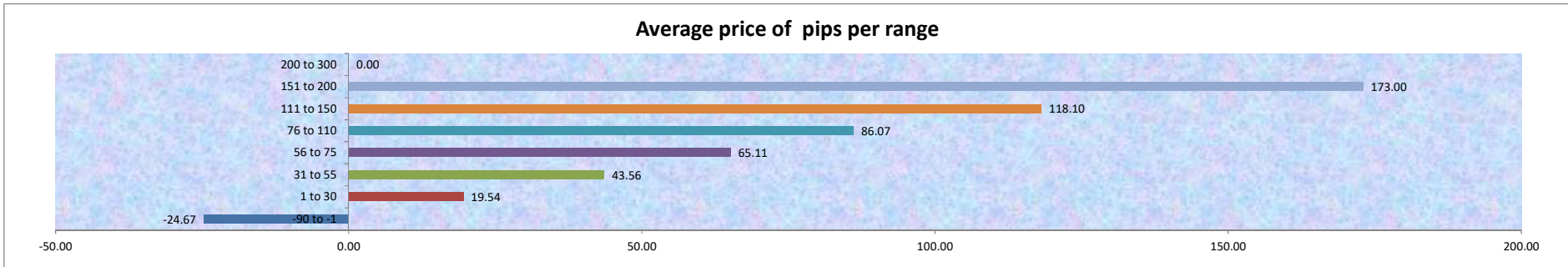
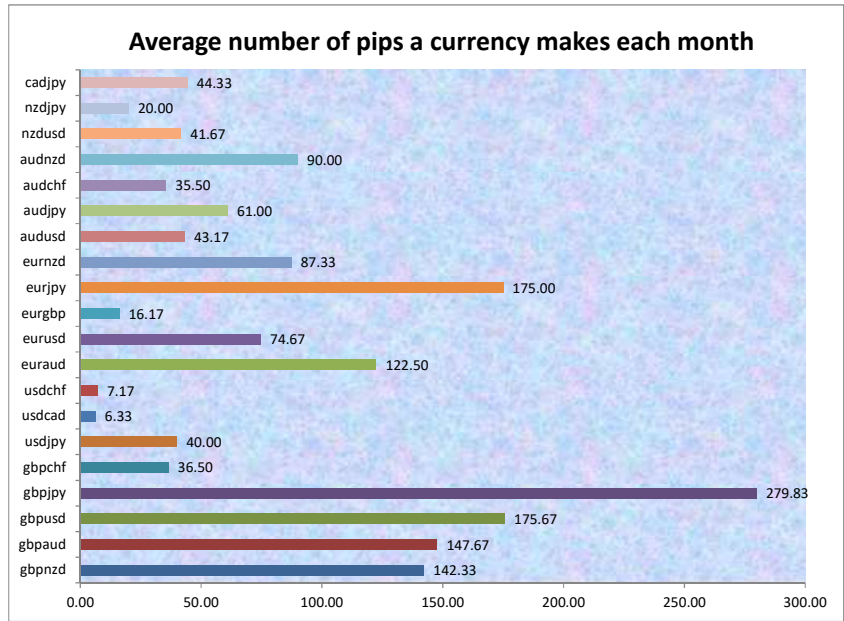
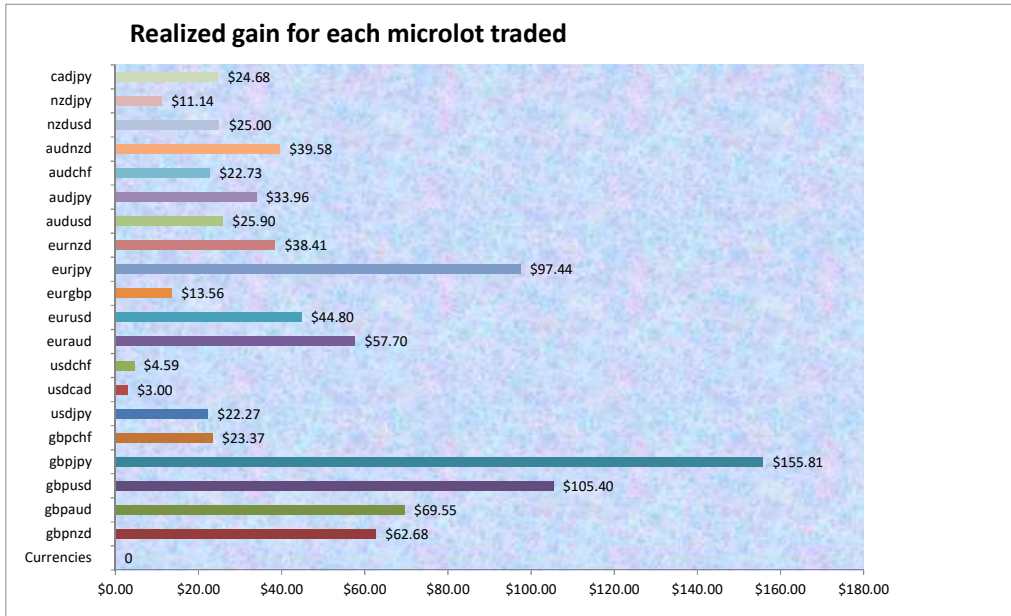
Currencies	Total winning pips	Total losing pips	Total winning trades	Total losing trades	Average win %	Average winner size	Average loss %	Average loser size	Average net pip made per trade	ROI (\$150 margin per microlot traded)*
gbpnzd	854	0	9	0	100.00%	94.89	0.00%	0.00	94.89	56.93%
gbpauz	1021	-135	16	4	80.00%	63.81	20.00%	-33.75	44.30	59.07%
gbpusd	1054	0	20	0	100.00%	52.70	0.00%	0.00	52.70	70.27%
gbpjpy	1679	0	24	0	100.00%	69.96	0.00%	0.00	69.96	111.93%
gbpchf	219	0	4	0	100.00%	54.75	0.00%	0.00	54.75	14.60%
usdjpy	249	-9	5	1	83.33%	49.80	16.67%	-9.00	40.00	16.00%
usdcad	38	0	1	0	100.00%	38.00	0.00%	0.00	38.00	2.53%
usdchf	60	-17	2	1	66.67%	30.00	33.33%	-17.00	14.33	2.87%
euraud	822	-87	15	3	83.33%	54.80	16.67%	-29.00	40.83	49.00%
eurusd	448	0	7	0	100.00%	64.00	0.00%	0.00	64.00	29.87%
eurgbp	137	-40	5	2	71.43%	27.40	28.57%	-20.00	13.86	6.47%
eurjpy	1050	0	14	0	100.00%	75.00	0.00%	0.00	75.00	70.00%

eurnzd	532	-8	6	1	85.71%	88.67	14.29%	-8.00	74.86	34.93%
audusd	259	0	6	0	100.00%	43.17	0.00%	0.00	43.17	17.27%
audjpy	366	0	8	0	100.00%	45.75	0.00%	0.00	45.75	24.40%
audCHF	213	0	4	0	100.00%	53.25	0.00%	0.00	53.25	14.20%
audnzd	540	0	12	0	100.00%	45.00	0.00%	0.00	45.00	36.00%
nzdusd	250	0	7	0	100.00%	35.71	0.00%	0.00	35.71	16.67%
nzdjpy	120	0	3	0	100.00%	40.00	0.00%	0.00	40.00	8.00%
cadjpy	266	0	4	0	100.00%	66.50	0.00%	0.00	66.50	17.73%
Totals=	10177	-296	172	12	93.58%	59.17	6.42%	-24.67	53.79	658.73%

Currencies	Profit factor	Payoff Ratio **	Expected Payoff ***	2/21/2018 micro Rate exch to USD	Total gain per microlot traded	Realized gain in US Dollars	% ROI per currency per week	% ROI per year (51wks)	Average number of pips a currency makes each month
gbpnzd		3.16	10.54	0.0734	\$85.40	\$62.68	2.37%	120.98%	142.33
gbpAUD	7.56	1.48	2.22	0.0785	\$88.60	\$69.55	2.46%	125.52%	147.67
gbpusd		1.76	2.64	0.1	\$105.40	\$105.40	2.93%	149.32%	175.67
gbpjpy		2.33	2.91	0.0928	\$167.90	\$155.81	4.66%	237.86%	279.83
gbpCHF		1.83	13.69	0.1067	\$21.90	\$23.37	0.61%	31.03%	36.50
usdjpy	27.67	1.33	6.67	0.0928	\$24.00	\$22.27	0.67%	34.00%	40.00
usdcad		1.27	38.00	0.0790	\$3.80	\$3.00	0.11%	5.38%	6.33
usdCHF	3.53	0.48	4.78	0.1067	\$4.30	\$4.59	0.12%	6.09%	7.17
eurAUD	9.45	1.36	2.27	0.0785	\$73.50	\$57.70	2.04%	104.13%	122.50
eurusd		2.13	9.14	0.1	\$44.80	\$44.80	1.24%	63.47%	74.67
eurGBP	3.43	0.46	1.98	0.1398	\$9.70	\$13.56	0.27%	13.74%	16.17
eurjpy		2.50	5.36	0.0928	\$105.00	\$97.44	2.92%	148.75%	175.00
eurnzd	66.50	2.50	10.69	0.0733	\$52.40	\$38.41	1.46%	74.23%	87.33
audusd		1.44	7.19	0.1	\$25.90	\$25.90	0.72%	36.69%	43.17
audjpy		1.53	5.72	0.0928	\$36.60	\$33.96	1.02%	51.85%	61.00
audCHF		1.78	13.31	0.1067	\$21.30	\$22.73	0.59%	30.18%	35.50
audnzd		1.50	3.75	0.0733	\$54.00	\$39.58	1.50%	76.50%	90.00
nzdusd		1.19	5.10	0.1	\$25.00	\$25.00	0.69%	35.42%	41.67
nzdjpy		1.33	13.33	0.0928	\$12.00	\$11.14	0.33%	17.00%	20.00
cadjpy		2.22	16.63	0.0928	\$26.60	\$24.68	0.74%	37.68%	44.33
Totals=	34.38	1.79	0.29		\$988.10	\$881.58			

range of pips made or lost	Number of trades per range	Average price of pips per range	% of the total trades per range	% of the total pips per range
-90 to -1	12	-24.67	6.42%	-5.13%
1 to 30	28	19.54	14.97%	4.06%
31 to 55	57	43.56	30.48%	9.06%
56 to 75	44	65.11	23.53%	13.55%
76 to 110	30	86.07	16.04%	17.90%
111 to 150	10	118.10	5.35%	24.57%
151 to 200	3	173.00	1.60%	35.99%
200 to 300	0	0.00	0.00%	0.00%

7.96      \$3,581.25 account size needed to trade 3 microlots for the average total  
Maximum number of trades in any week=18      of trades if ave trades were open at the same time each week



Currencies	Live Trade pips made
nzdusd	93
euraud	72
gbpjpy	426
audjpy	75
usdjpy	59
gbpaud	80
eurusd	46
usdcad	38

Currencies	IC Alert pips made
0	9
euraud	186
usdjpy	99
gbpjpy	630
eurnzd	242
eurusd	163
audjpy	143
gbpusd	253

Currencies	Session Recap pips made
audjpy	148
euraud	405
audnzd	390
usdjpy	82
gbpaud	389
usdCHF	60
gbpjpy	623
gbpusd	736

eurnzd	-8
eurgbp	10
gbpusd	65
eurjpy	68
gbpnzd	76
<b>Jan to Dec Total</b>	<b>1100</b>

gbpaud	417
audnzd	150
audusd	105
usdchf	-17
gbpchf	87
eurgbp	20
eurjpy	305
cadjpy	101
nzdusd	45
gbpnzd	3
audchf	96
gbpchh	28
nzdjpy	60
<b>Jan to Dec Total</b>	<b>3125</b>

eurusd	239
gbpnzd	775
eurjpy	677
audchf	117
eurgbp	67
eurnzd	290
audusd	154
nzdusd	112
cadjpy	165
nzdjpy	60
ucad	47
gbpchf	132
<b>Jan to Dec Total</b>	<b>5668</b>

**Equity Curve for each type of trade- profits made trading  
only 1 Micro lot (quoted in US Dollars)**

