

End of week 10 Total trades=0	0	0	0	0	0	0
					0	0
					0	0
					0	0
					0	0
					0	0
					0	0
					0	0
					0	0
					0	0
					0	0
					0	0
					0	0
					0	0
					0	0
					0	0
					0	0
					0	0
					0	0
					0	0
					0	0
					0	0
					0	0
					0	0
					0	0
					0	0
					0	0
End of week 11 Total trades=0	0	0	0	0	0	0
					0	0
					0	0
					0	0
					0	0
					0	0
					0	0
					0	0
					0	0
					0	0
					0	0
					0	0
					0	0
					0	0
					0	0
					0	0
					0	0
					0	0
					0	0
					0	0
					0	0
					0	0
					0	0
					0	0
					0	0
					0	0
					0	0
End of week 12 Total trades=0	0	0	0	0	0	0

End of week 35 Total trades=0		0	0	0	0	0	0
					0	0	
					0	0	
					0	0	
					0	0	
					0	0	
					0	0	
					0	0	
					0	0	
					0	0	
					0	0	
					0	0	
					0	0	
					0	0	
					0	0	
					0	0	
					0	0	
					0	0	
					0	0	
					0	0	
					0	0	
					0	0	
					0	0	
					0	0	
End of week 36 Total trades=0		0	0	0			0
					0	0	
					0	0	
					0	0	
					0	0	
					0	0	
					0	0	
					0	0	
					0	0	
					0	0	
					0	0	
					0	0	
					0	0	
					0	0	
					0	0	
					0	0	
					0	0	
					0	0	
					0	0	
					0	0	
					0	0	
					0	0	
					0	0	
					0	0	
End of week 37 Total trades=0		0	0	0			0

				0	0	
				0	0	
				0	0	
				0	0	
				0	0	
				0	0	
				0	0	
				0	0	
				0	0	
				0	0	
				0	0	
				0	0	
				0	0	
				0	0	
				0	0	
				0	0	
				0	0	
				0	0	
				0	0	
				0	0	
				0	0	
				0	0	
				0	0	
				0	0	
				0	0	
				0	0	
				0	0	
				0	0	
				0	0	

End of week 40 Total trades=0		0	0	0		0
-------------------------------	--	---	---	---	--	---

				0	0	
				0	0	
				0	0	
				0	0	
				0	0	
				0	0	
				0	0	
				0	0	
				0	0	
				0	0	
				0	0	
				0	0	
				0	0	
				0	0	
				0	0	
				0	0	
				0	0	
				0	0	
				0	0	
				0	0	
				0	0	
				0	0	
				0	0	
				0	0	
				0	0	
				0	0	
				0	0	
				0	0	
				0	0	

End of week 41 Total trades=0		0	0	0		0
-------------------------------	--	---	---	---	--	---

				0	0	
				0	0	
				0	0	
				0	0	

	made per month	per month	made per trade	
JANUARY	1921	31	61.97	
FEBRUARY	725	11	65.91	
MARCH				
APRIL				
MAY				
JUNE				
JULY				
AUGUST				
SEPTEMBER				
OCTOBER				
NOVEMBER				
DECEMBER				
YEARLY TOTAL	2646	42	63.00	

	Number of open trades closed on	Number of pips made in trades	% of the Total pips made	Winners	Losers	% Winners	% Losers
MONDAY	11	535	20.58%	11	0	100.00%	0.00%
TUESDAY	16	942	36.24%	16	0	100.00%	0.00%
WEDNESDAY	14	1082	41.63%	13	1	92.86%	7.14%
THURSDAY	0	0	0.00%	0	0	0.00%	0.00%
FRIDAY	1	87	3.35%	1	0	100.00%	0.00%

	Average pip winner size	Average pip loser size	Profit Factor	Average net pip made per trade
MONDAY	48.64	0.00	0.00	48.64
TUESDAY	58.88	0.00	0.00	58.88
WEDNESDAY	79.92	-43.00	1.86	71.14
THURSDAY	0.00	0.00	0.00	0.00
FRIDAY	87.00	0.00	0.00	87.00

*assumes a 30 pip stop per microlot , \$150*2%=\$3
30 pips*.10 per microlot=\$3
you want a profit factor greater than 2
** the expected return to the amount of capital at risk taken (30 pips per microlot)
to achieve these returns. This should be >1
*** this statistic is considered the expected profitability/unprofitability of the next trade

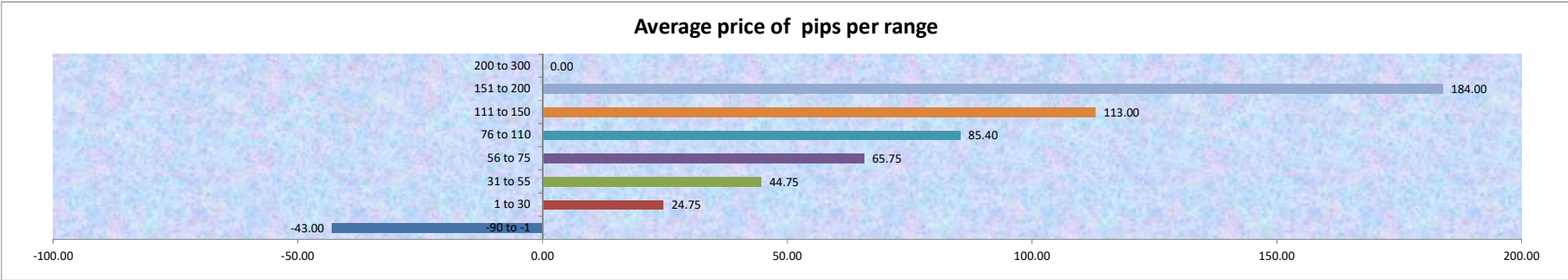
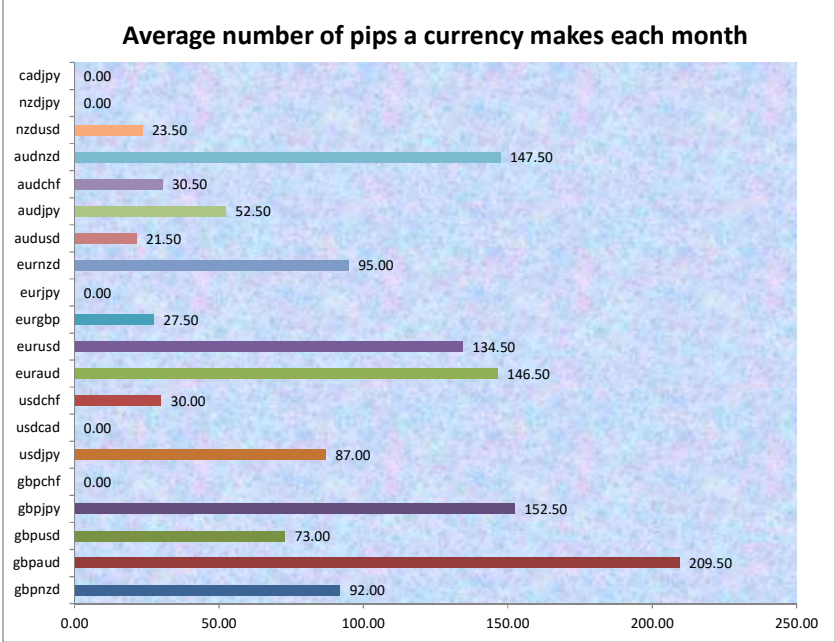
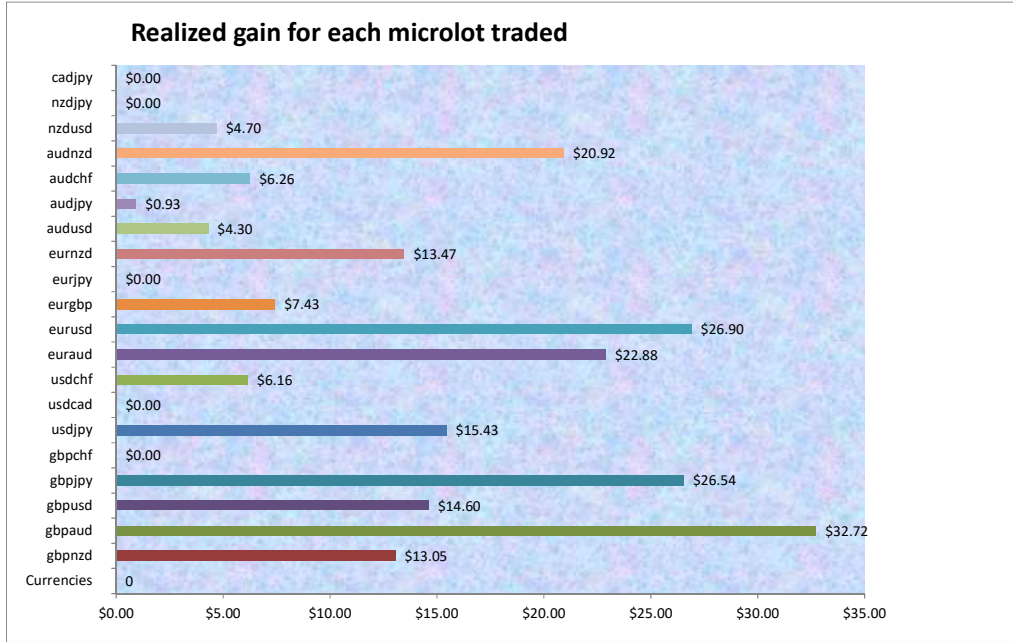
Currencies	Total winning pips	Total losing pips	Total winning trades	Total losing trades	Average win %	Average winner size	Average loss %	Average loser size	Average net pip made per trade	ROI (\$150 margin per microlot traded)*
gbpnzd	184	0	1	0	100.00%	184.00	0.00%	0.00	184.00	12.27%
gbpau	419	0	5	0	100.00%	83.80	0.00%	0.00	83.80	27.93%
gbpusd	146	0	3	0	100.00%	48.67	0.00%	0.00	48.67	9.73%
gbpjpy	305	0	4	0	100.00%	76.25	0.00%	0.00	76.25	20.33%
gbpchf	0	0	0	0	0.00%	0.00	0.00%	0.00	0.00	0.00%
usdjpy	174	0	3	0	100.00%	58.00	0.00%	0.00	58.00	11.60%
usdcad	0	0	0	0	0.00%	0.00	0.00%	0.00	0.00	0.00%
usdchf	60	0	2	0	100.00%	30.00	0.00%	0.00	30.00	4.00%
euraud	336	-43	5	1	83.33%	67.20	16.67%	-43.00	48.83	19.53%
eurusd	269	0	4	0	100.00%	67.25	0.00%	0.00	67.25	17.93%
eurgbp	55	0	1	0	100.00%	55.00	0.00%	0.00	55.00	3.67%

eurjpy	0	0	0	0	0.00%	0.00	0.00%	0.00	0.00	0.00%
eurnzd	190	0	3	0	100.00%	63.33	0.00%	0.00	63.33	12.67%
audusd	43	0	1	0	100.00%	43.00	0.00%	0.00	43.00	2.87%
audjpy	105	0	2	0	100.00%	52.50	0.00%	0.00	52.50	7.00%
audCHF	61	0	1	0	100.00%	61.00	0.00%	0.00	61.00	4.07%
audnzd	295	0	5	0	100.00%	59.00	0.00%	0.00	59.00	19.67%
nzdusd	47	0	1	0	100.00%	47.00	0.00%	0.00	47.00	3.13%
nzdjpy	0	0	0	0	0.00%	0.00	0.00%	0.00	0.00	0.00%
cadjpy	0	0	0	0	0.00%	0.00	0.00%	0.00	0.00	0.00%
Totals=	2689	-43	41	1	97.62%	65.59	2.38%	-43.00	63.00	176.40%

Currencies	Profit factor	Payoff Ratio **	Expected Payoff ***	1/1/2018 micro Rate exch to USD	Total gain per microlot traded	Realized gain in US Dollars	% ROI per currency per week	% ROI per year (51wks)	Average number of pips a currency makes each month
gbpnzd		6.13	184.00	0.0709	\$18.40	\$13.05	3.07%	156.40%	92.00
gbpauD		2.79	16.76	0.0781	\$41.90	\$32.72	6.98%	356.15%	209.50
gbpusd		1.62	16.22	0.1	\$14.60	\$14.60	2.43%	124.10%	73.00
gbpjpy		2.54	19.06	0.087	\$30.50	\$26.54	5.08%	259.25%	152.50
gbpCHF		0.00	0.00	0.1027	\$0.00	\$0.00	0.00%	0.00%	0.00
usdjpy		1.93	19.33	0.0887	\$17.40	\$15.43	2.90%	147.90%	87.00
usdcad		0.00	0.00	0.0795	\$0.00	\$0.00	0.00%	0.00%	0.00
usdCHF		1.00	15.00	0.1026	\$6.00	\$6.16	1.00%	51.00%	30.00
euraud	7.81	1.63	8.14	0.0781	\$29.30	\$22.88	4.88%	249.05%	146.50
eurusd		2.24	16.81	0.1	\$26.90	\$26.90	4.48%	228.65%	134.50
eurGBP		1.83	55.00	0.135	\$5.50	\$7.43	0.92%	46.75%	27.50
eurjpy		0.00	0.00	0.0887	\$0.00	\$0.00	0.00%	0.00%	0.00
eurnzd		2.11	21.11	0.0709	\$19.00	\$13.47	3.17%	161.50%	95.00
audusd		1.43	43.00	0.1	\$4.30	\$4.30	0.72%	36.55%	21.50
audjpy		1.75	26.25	0.00887	\$10.50	\$0.93	1.75%	89.25%	52.50
audCHF		2.03	61.00	0.1026	\$6.10	\$6.26	1.02%	51.85%	30.50
audnzd		1.97	11.80	0.0709	\$29.50	\$20.92	4.92%	250.75%	147.50
nzdusd		1.57	47.00	0.1	\$4.70	\$4.70	0.78%	39.95%	23.50
nzdjpy		0.00	0.00	0.0887	\$0.00	\$0.00	0.00%	0.00%	0.00
cadjpy		0.00	0.00	0.0887	\$0.00	\$0.00	0.00%	0.00%	0.00
Totals=	62.53	2.10	1.50		\$264.60	\$216.28			

range of pips made or lost	Number of trades per range	Average price of pips per range	% of the total trades per range	% of the total pips per range
-90 to -1	1	-43.00	2.38%	-9.06%
1 to 30	4	24.75	9.52%	5.21%
31 to 55	12	44.75	28.57%	9.43%
56 to 75	12	65.75	28.57%	13.85%
76 to 110	10	85.40	23.81%	17.99%
111 to 150	2	113.00	4.76%	23.81%
151 to 200	1	184.00	2.38%	38.77%
200 to 300	0	0.00	0.00%	0.00%

11.00 \$4,950.00 account size needed to trade 3 microlots for the average total
 Maximum number of trades in any week=11 of trades if ave trades were open at the same time each week



Currencies	Live Trade pips made
nzdusd	47
usdjpy	68
gbpAUD	77

Currencies	IC Alert pips made
euraud	128
usdjpy	36
gbpjpy	150

Currencies	Session Recap pips made
audjpy	105
euraud	125
audnzd	237

euraud	36
gbpjpy	65
Jan to Dec Total	293

eurnzd	130
eurusd	77
gbpusd	30
gbpaua	115
audnzd	58
Jan to Dec Total	724

usdjpy	70
gbpaua	116
usdchf	60
audchf	61
eurgbp	55
eurnzd	60
gbpjpy	90
gbpusd	116
eurusd	112
Jan to Dec Total	1207

**Equity Curve for each type of trade- profits made trading
only 1 Micro lot (quoted in US Dollars)**

