





					0	0	
					0	0	
<b>End of week 4 Total trades=12</b>		192	118	358			<b>668</b>
Monday, January 29, 2018	gbpjpy		53		1	0	IC Alerts
Monday, January 29, 2018	audjpy		1		1	0	IC Alerts
Monday, January 29, 2018	usdchf			23	1	0	Session Recap
Monday, January 29, 2018	euraud	36			1	0	Live Trade
Tuesday, January 30, 2018	gbpusd		30		1	0	IC Alerts
Tuesday, January 30, 2018	audnzd			70	1	0	Session Recap
Wednesday, January 31, 2018	gbpjpy	65			1	0	Live Trade
Wednesday, January 31, 2018	gbpaud		115		1	0	IC Alerts
Wednesday, January 31, 2018	gbpjpy			90	1	0	Session Recap
Wednesday, January 31, 2018	audnzd			44	1	0	Session Recap
					0	0	
					0	0	
					0	0	
					0	0	
					0	0	
					0	0	
					0	0	
					0	0	
					0	0	
					0	0	
					0	0	
					0	0	
					0	0	
<b>End of week 5 Total trades=10</b>		101	199	227			<b>527</b>
Monday, February 5, 2018	eurnzd		64		1	0	IC Alerts
Monday, February 5, 2018	audnzd		58		1	0	IC Alerts
Monday, February 5, 2018	gbpusd			83	1	0	Session Recap
Monday, February 5, 2018	eurusd			63	1	0	Session Recap
Tuesday, February 6, 2018	gbpusd			33	1	0	Session Recap
Tuesday, February 6, 2018	eurusd			49	1	0	Session Recap
Wednesday, February 7, 2018	audusd		43		1	0	IC Alerts
Wednesday, February 7, 2018	gbpaud		111		1	0	IC Alerts
Wednesday, February 7, 2018	eurusd			80	1	0	Session Recap
Wednesday, February 7, 2018	euraud	43			0	1	Live Trade
Wednesday, February 7, 2018	gbpnzd			184	1	0	Session Recap
					0	0	
					0	0	
					0	0	
					0	0	
					0	0	
					0	0	
					0	0	
					0	0	
					0	0	
					0	0	
					0	0	
					0	0	
					0	0	
<b>End of Week 6 Total trades=11</b>		43	276	492			<b>725</b>
Thursday, February 8, 2018	eurjpy			118	1	0	Session Recap

Thursday, February 8, 2018	audjpy	75			1	0	Live Trade
Monday, February 12, 2018	gbpaud			28	0	1	Session Recap
Tuesday, February 13, 2018	usdchf		17		0	1	IC Alerts
Tuesday, February 13, 2018	gbpaud		49		0	1	IC Alerts
Tuesday, February 13, 2018	gbpjpy			68	1	0	Session Recap
Tuesday, February 13, 2018	audusd			56	1	0	Session Recap
Tuesday, February 13, 2018	eurgbp			16	1	0	Session Recap
Tuesday, February 13, 2018	audnzd			47	1	0	Session Recap
					0	0	
					0	0	
					0	0	
					0	0	
					0	0	
					0	0	
					0	0	
					0	0	
					0	0	
					0	0	
					0	0	
					0	0	
					0	0	
					0	0	
<b>End of week 7 Total trades=9</b>		75	66	277			<b>286</b>
Wednesday, February 14, 2018	eurusd			47	1	0	Session Recap
Wednesday, February 14, 2018	eurgbp		42		1	0	IC Alerts
Wednesday, February 21, 2018	gbpusd		26		1	0	IC Alerts
Wednesday, February 21, 2018	gbpjpy			46	1	0	Session Recap
Wednesday, February 21, 2018	audusd			33	1	0	Session Recap
					0	0	
					0	0	
					0	0	
					0	0	
					0	0	
					0	0	
					0	0	
					0	0	
					0	0	
					0	0	
					0	0	
					0	0	
					0	0	
					0	0	
<b>End of week 8 Total trades=5</b>		0	68	126			<b>194</b>
Friday, February 23, 2018			9		1	0	IC Alerts
Monday, February 26, 2018	nzdusd			40	1	0	Session Recap
Monday, February 26, 2018	gbpjpy			49	1	0	Session Recap
Monday, February 26, 2018	gbpaud			35	1	0	Session Recap
Tuesday, February 27, 2018	eurjpy		34		1	0	IC Alerts











					0	0	
					0	0	
<b>End of week 17 Total trades=13</b>		0	92	394			<b>486</b>
Thursday, April 26, 2018	gbpusd			107	1	0	Session Recap
Monday, April 30, 2018	nzdusd			35	1	0	Session Recap
Monday, April 30, 2018	gbpusd			82	1	0	Session Recap
Monday, April 30, 2018	eurgbp	0			0	0	Live Trade
Tuesday, May 1, 2018	gbpaud			37	1	0	Session Recap
Tuesday, May 1, 2018	gbpchf			0	0	0	Session Recap
Wednesday, May 2, 2018	gbpjpy		40		1	0	IC Alerts
Wednesday, May 2, 2018	eurjpy			59	1	0	Session Recap
Wednesday, May 2, 2018	gbpaud			58	1	0	Session Recap
Wednesday, May 2, 2018	gbpnzd			82	1	0	Session Recap
					0	0	
					0	0	
					0	0	
					0	0	
					0	0	
					0	0	
					0	0	
					0	0	
					0	0	
					0	0	
					0	0	
					0	0	
					0	0	
					0	0	
					0	0	
					0	0	
					0	0	
					0	0	
<b>End of week 18 Total trades=8</b>		0	40	460			<b>500</b>
Thursday, May 3, 2018	eurjpy		77		1	0	IC Alerts
Thursday, May 3, 2018	gbpaud		70		1	0	IC Alerts
Thursday, May 3, 2018	gbpjpy	78			1	0	Live Trade
Thursday, May 3, 2018	gbpusd	65			1	0	Live Trade
Monday, May 7, 2018	gbpjpy		59		1	0	IC Alerts
Monday, May 7, 2018	eurjpy	68			1	0	Live Trade
Monday, May 7, 2018	gbpusd			47	1	0	Session Recap
Tuesday, May 8, 2018	gbpjpy			53	1	0	Session Recap
Tuesday, May 8, 2018	eurgbp		36		0	1	IC Alerts
Wednesday, May 9, 2018	gbpaud		61		1	0	IC Alerts
Wednesday, May 9, 2018	auraud	52			1	0	Live Trade
					0	0	
					0	0	
					0	0	
					0	0	
					0	0	
					0	0	
					0	0	
					0	0	
					0	0	
					0	0	
					0	0	
					0	0	
					0	0	
					0	0	
					0	0	
					0	0	
<b>End of week 19 Total trades=11</b>		263	231	100			<b>594</b>
Monday, May 14, 2018	gbpusd		74		1	0	IC Alerts

Monday, May 14, 2018	eurusd		86		1	0	IC Alerts
Tuesday, May 15, 2018	gbpusd		41		1	0	IC Alerts
Tuesday, May 15, 2018	gbpchf		46		1	0	IC Alerts
Tuesday, May 15, 2018	gbpjpy			46	1	0	Session Recap
Tuesday, May 15, 2018	eurjpy			79	1	0	Session Recap
Tuesday, May 15, 2018	auraud			69	1	0	Session Recap
Tuesday, May 15, 2018	gbpaurd	61			1	0	Live Trade
Tuesday, May 15, 2018	euruzd			132	1	0	Session Recap
Tuesday, May 15, 2018	gbpuzd	76			1	0	Live Trade
Wednesday, May 16, 2018	cadjpy			59	1	0	Session Recap
					0	0	
					0	0	
					0	0	
					0	0	
					0	0	
					0	0	
					0	0	
					0	0	
					0	0	
					0	0	
					0	0	
					0	0	
					0	0	
					0	0	
<b>End of week 20 Total trades=11</b>			137	247	385		769
Thursday, May 17, 2018	gbpuzd			178	1	0	Session Recap
Monday, May 21, 2018	auraud		24		1	0	IC Alerts
Tuesday, May 22, 2018	gbpjpy		122		1	0	IC Alerts
Tuesday, May 22, 2018	audCHF		48		1	0	IC Alerts
Tuesday, May 22, 2018	gbpusd			81	1	0	Session Recap
Tuesday, May 22, 2018	gbpuzd			92	1	0	Session Recap
Wednesday, May 23, 2018	eurjpy		45		1	0	IC Alerts
					0	0	
					0	0	
					0	0	
					0	0	
					0	0	
					0	0	
					0	0	
					0	0	
					0	0	
					0	0	
					0	0	
					0	0	
					0	0	
					0	0	
					0	0	
<b>End of week 21 Total trades=7</b>			0	239	351		590
Thursday, May 24, 2018	auraud		81		1	0	IC Alerts
Thursday, May 24, 2018	eurjpy			84	1	0	Session Recap
					0	0	
					0	0	
					0	0	









					0	0	
					0	0	
<b>End of week 30 Total trades=0</b>		0	0	0			0
					0	0	
					0	0	
					0	0	
					0	0	
					0	0	
					0	0	
					0	0	
					0	0	
					0	0	
					0	0	
					0	0	
					0	0	
					0	0	
					0	0	
					0	0	
					0	0	
					0	0	
<b>End of week 31 Total trades=0</b>		0	0	0			0
					0	0	
					0	0	
					0	0	
					0	0	
					0	0	
					0	0	
					0	0	
					0	0	
					0	0	
					0	0	
					0	0	
					0	0	
					0	0	
					0	0	
					0	0	
					0	0	
					0	0	
<b>End of week 32 Total trades=0</b>		0	0	0			0
					0	0	













				0	0	
				0	0	
End of week 43 Total trades=0		0	0	0		0
				0	0	
				0	0	
				0	0	
				0	0	
				0	0	
				0	0	
				0	0	
				0	0	
				0	0	
				0	0	
				0	0	
				0	0	
				0	0	
				0	0	
				0	0	
				0	0	
				0	0	
				0	0	
				0	0	
				0	0	
				0	0	
				0	0	
End of week 44 Total trades=0		0	0	0		0
				0	0	
				0	0	
				0	0	
				0	0	
				0	0	
				0	0	
				0	0	
				0	0	
				0	0	
				0	0	
				0	0	
				0	0	
				0	0	
				0	0	
				0	0	
				0	0	
				0	0	
				0	0	
				0	0	
				0	0	
				0	0	
End of week 45 Total trades=0		0	0	0		0
				0	0	









	Average pips made per month	Number of trades per month	Average pips made per trade	comments
JANUARY	1922	33	58.24	
FEBRUARY	1901	43	44.21	
MARCH	856	18	47.56	
APRIL	1398	30	46.60	
MAY	2459	37	66.46	
JUNE	176	6	29.33	
JULY				
AUGUST				
SEPTEMBER				
OCTOBER				
NOVEMBER				
DECEMBER				
YEARLY TOTAL	8712	167	52.17	

	Number of open trades closed on	Number of pips made in trades	% of the Total pips made	Winners	Losers	% Winners	% Losers
MONDAY	37	1718	19.88%	35	2	94.59%	5.41%
TUESDAY	60	2991	34.62%	54	6	90.00%	10.00%
WEDNESDAY	46	2397	27.74%	44	2	95.65%	4.35%
THURSDAY	22	1510	17.48%	20	2	90.91%	9.09%
FRIDAY	2	96	1.11%	2	0	100.00%	0.00%

	Average pip winner size	Average pip loser size	Profit Factor	Average net pip made per trade
MONDAY	47.29	-31.50	1.50	43.03
TUESDAY	52.56	-25.50	2.06	44.75
WEDNESDAY	53.36	-24.50	2.18	49.98
THURSDAY	73.95	-15.50	4.77	65.82
FRIDAY	48.00	0.00	0.00	48.00

\*assumes a 30 pip stop per microlot , \$150\*2%=\$3

30 pips\*.10 per microlot=\$3

you want a profit factor greater than 2

\*\* the expected return to the amount of capital at risk taken (30 pips per microlot)

to achieve these returns. This should be >1

\*\*\* this statistic is considered the expected profitability/unprofitability of the next trade

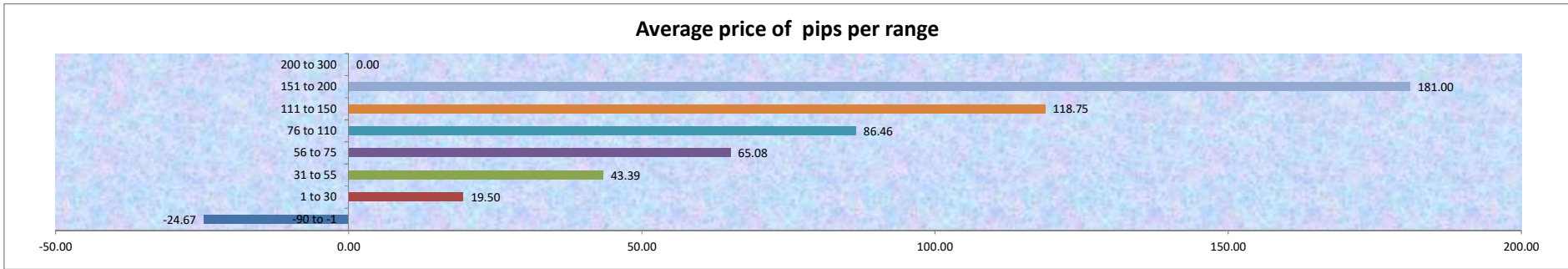
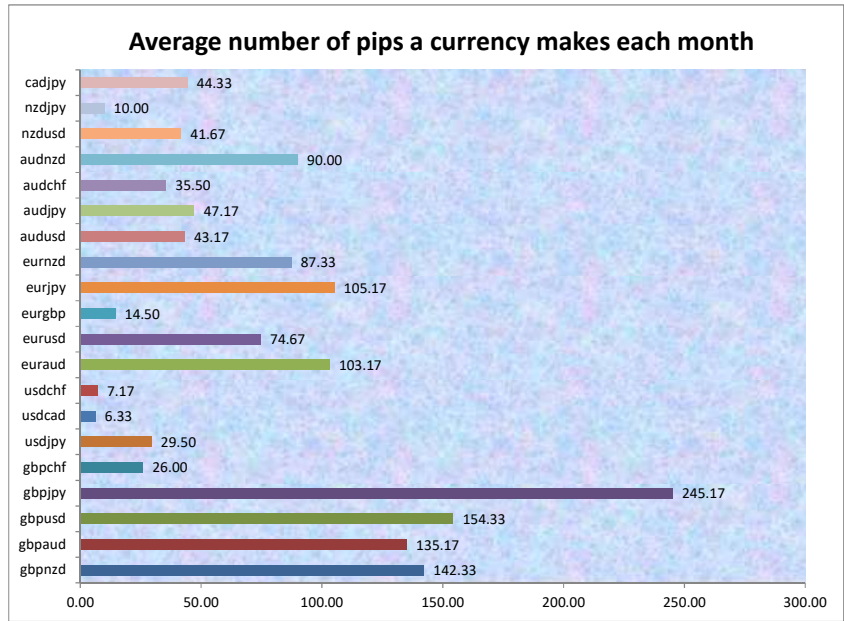
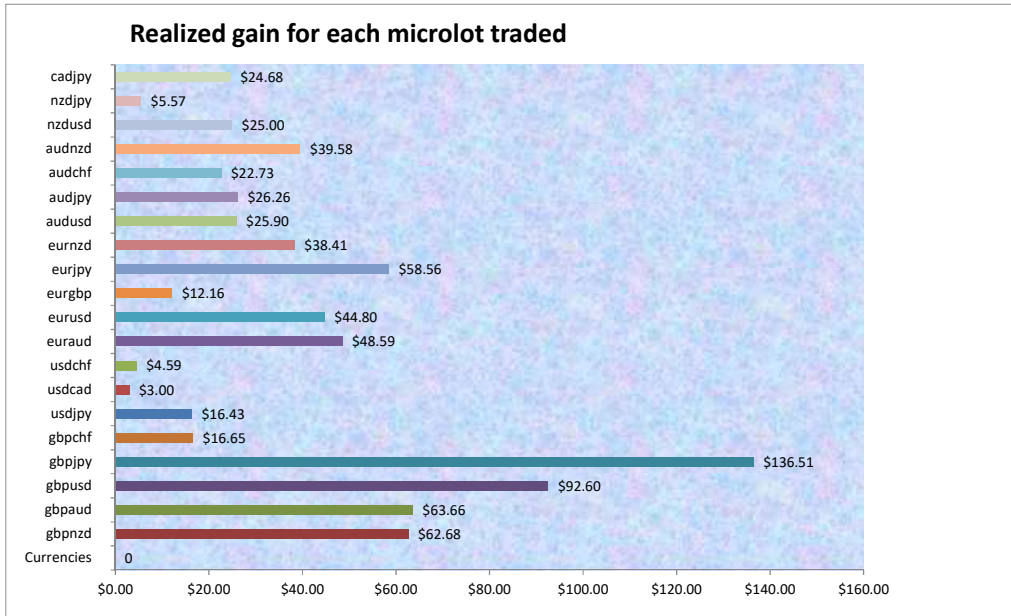
Currencies	Total winning pips	Total losing pips	Total winning trades	Total losing trades	Average win %	Average winner size	Average loss %	Average loser size	Average net pip made per trade	ROI (\$150 margin per microlot traded)*
gbpnzd	854	0	9	0	100.00%	94.89	0.00%	0.00	94.89	56.93%
gbpau	946	-135	15	4	78.95%	63.07	21.05%	-33.75	42.68	54.07%
gbpusd	926	0	18	0	100.00%	51.44	0.00%	0.00	51.44	61.73%
gbpjpy	1471	0	21	0	100.00%	70.05	0.00%	0.00	70.05	98.07%
gbpchf	156	0	3	0	100.00%	52.00	0.00%	0.00	52.00	10.40%
usdjpy	186	-9	4	1	80.00%	46.50	20.00%	-9.00	35.40	11.80%
usdcad	38	0	1	0	100.00%	38.00	0.00%	0.00	38.00	2.53%
usdchf	60	-17	2	1	66.67%	30.00	33.33%	-17.00	14.33	2.87%
euraud	706	-87	12	3	80.00%	58.83	20.00%	-29.00	41.27	41.27%
eurusd	448	0	7	0	100.00%	64.00	0.00%	0.00	64.00	29.87%
eurgbp	127	-40	4	2	66.67%	31.75	33.33%	-20.00	14.50	5.80%
eurjpy	631	0	10	0	100.00%	63.10	0.00%	0.00	63.10	42.07%

eurnzd	532	-8	6	1	85.71%	88.67	14.29%	-8.00	74.86	34.93%
audusd	259	0	6	0	100.00%	43.17	0.00%	0.00	43.17	17.27%
audjpy	283	0	6	0	100.00%	47.17	0.00%	0.00	47.17	18.87%
audCHF	213	0	4	0	100.00%	53.25	0.00%	0.00	53.25	14.20%
audnzd	540	0	12	0	100.00%	45.00	0.00%	0.00	45.00	36.00%
nzdusd	250	0	7	0	100.00%	35.71	0.00%	0.00	35.71	16.67%
nzdjpy	60	0	2	0	100.00%	30.00	0.00%	0.00	30.00	4.00%
cadjpy	266	0	4	0	100.00%	66.50	0.00%	0.00	66.50	17.73%
Totals=	8952	-296	153	12	92.81%	58.51	7.19%	-24.67	52.53	577.07%

Currencies	Profit factor	Payoff Ratio **	Expected Payoff ***	2/21/2018 micro Rate exch to USD	Total gain per microlot traded	Realized gain in US Dollars	% ROI per currency per week	% ROI per year (51wks)	Average number of pips a currency makes each month
gbpnzd		3.16	10.54	0.0734	\$85.40	\$62.68	2.59%	131.98%	142.33
gbpAUD	7.01	1.42	2.25	0.0785	\$81.10	\$63.66	2.46%	125.34%	135.17
gbpusd		1.71	2.86	0.1	\$92.60	\$92.60	2.81%	143.11%	154.33
gbpjpy		2.33	3.34	0.0928	\$147.10	\$136.51	4.46%	227.34%	245.17
gbpCHF		1.73	17.33	0.1067	\$15.60	\$16.65	0.47%	24.11%	26.00
usdjpy	20.67	1.18	7.08	0.0928	\$17.70	\$16.43	0.54%	27.35%	29.50
usdcad		1.27	38.00	0.0790	\$3.80	\$3.00	0.12%	5.87%	6.33
usdCHF	3.53	0.48	4.78	0.1067	\$4.30	\$4.59	0.13%	6.65%	7.17
eurAUD	8.11	1.38	2.75	0.0785	\$61.90	\$48.59	1.88%	95.66%	103.17
eurusd		2.13	9.14	0.1	\$44.80	\$44.80	1.36%	69.24%	74.67
eurGBP	3.18	0.48	2.42	0.1398	\$8.70	\$12.16	0.26%	13.45%	14.50
eurjpy		2.10	6.31	0.0928	\$63.10	\$58.56	1.91%	97.52%	105.17
eurnzd	66.50	2.50	10.69	0.0733	\$52.40	\$38.41	1.59%	80.98%	87.33
audusd		1.44	7.19	0.1	\$25.90	\$25.90	0.78%	40.03%	43.17
audjpy		1.57	7.86	0.0928	\$28.30	\$26.26	0.86%	43.74%	47.17
audCHF		1.78	13.31	0.1067	\$21.30	\$22.73	0.65%	32.92%	35.50
audnzd		1.50	3.75	0.0733	\$54.00	\$39.58	1.64%	83.45%	90.00
nzdusd		1.19	5.10	0.1	\$25.00	\$25.00	0.76%	38.64%	41.67
nzdjpy		1.00	15.00	0.0928	\$6.00	\$5.57	0.18%	9.27%	10.00
cadjpy		2.22	16.63	0.0928	\$26.60	\$24.68	0.81%	41.11%	44.33
Totals=	30.24	1.75	0.32		\$865.60	\$768.36			

range of pips made or lost	Number of trades per range	Average price of pips per range	% of the total trades per range	% of the total pips per range
-90 to -1	12	-24.67	7.19%	-5.04%
1 to 30	24	19.50	14.37%	3.98%
31 to 55	54	43.39	32.34%	8.86%
56 to 75	37	65.08	22.16%	13.29%
76 to 110	28	86.46	16.77%	17.66%
111 to 150	8	118.75	4.79%	24.26%
151 to 200	2	181.00	1.20%	36.98%
200 to 300	0	0.00	0.00%	0.00%

7.77 \$3,497.73 account size needed to trade 3 microlots for the average total  
Maximum number of trades in any week=18 of trades if ave trades were open at the same time each week



Currencies	Live Trade pips made
nzdusd	93
euraud	33
gbpjpy	315
audjpy	75
usdjpy	59
gbpAUD	80
eurusd	46
usdcad	38

Currencies	IC Alert pips made
0	9
euraud	186
usdjpy	36
gbpjpy	533
eurnzd	242
eurusd	163
audjpy	60
gbpusd	202

Currencies	Session Recap pips made
audjpy	148
euraud	328
audnzd	390
usdjpy	82
gbpAUD	389
usdCHF	60
gbpjpy	623
gbpusd	657

eurnzd	-8
gbpusd	65
eurjpy	68
gbpnzd	76
<b>Jan to Dec Total</b>	<b>940</b>

gbpaud	342
audnzd	150
audusd	105
usdchf	-17
gbpchf	87
eurgbp	20
eurjpy	223
cadjpy	101
nzdusd	45
gbpnzd	3
audchf	96
<b>Jan to Dec Total</b>	<b>2586</b>

eurusd	239
gbpnzd	775
eurjpy	340
audchf	117
eurgbp	67
eurnzd	290
audusd	154
nzdusd	112
cadjpy	165
nzdjpy	60
ucad	47
<b>Jan to Dec Total</b>	<b>5043</b>

**Equity Curve for each type of trade- profits made trading only 1 Micro lot (quoted in US Dollars)**





