

NY Trading Session 2018 January to December after 18 weeks of trading																			
Trade type % of yearly pip total =		12.19%		R/R= 3.4		28.29%		R/R= 1.8		59.52%		R/R= 5.2		1.28 average live trades per week					
total # Live Trades= 23				t# IC Alerts= 45				t# S Recaps= 76				2.50 average ic alert trades per week							
Total wins and losses made for each type of trade=		LTW= 16		LTL= 7		ICAW= 41		ICAL= 4		SRW= 73		SRL= 3		4.22 ave session recap trades a week					
Cumulative pips made for each type of trade=		959		121		2053		108		4124		32		6,875 total net pips made for the year					
Average pips made for winning trades and losing trades=		60		17		50		27		56		11		382 the average net pips made each week					
Cumulative average winning % for each type of trade=		78.26%		838		91.11%		1945		97.37%		4092		92.14% winning % for all trades					
Average Net pips for each type of trade/ Ave pips per Week=		36.43		46.56		44.82		108.06		53.84		227.33		129		11		total trades = 140	
Date of Trade	Currency Pair	Live Trades	LTC	IC Alerts	ICC	Session Recap	SRC	Wins	Losses	Trade Type:									
Friday, January 5, 2018	euraud			87				1	0	IC Alerts									
								0	0										
								0	0										
								0	0										
								0	0										
								0	0										
								0	0										
								0	0										
								0	0										
								0	0										
								0	0										
								0	0										
								0	0										
								0	0										
								0	0										
								0	0										
								0	0										
								0	0										
								0	0										
								0	0										
								0	0										
								0	0										
								0	0										
								0	0										
								0	0										
								0	0										
								0	0										
								0	0										
End of week 1 Total trades=1			0		87		0			87									
Monday, January 8, 2018	usdjpy			36				1	0	IC Alerts									
Monday, January 8, 2018	audjpy					21		1	0	Session Recap									
Tuesday, January 9, 2018	euraud					54		1	0	Session Recap									
Tuesday, January 9, 2018	audnzd					50		1	0	Session Recap									
Tuesday, January 9, 2018	gbpjpy			97				1	0	IC Alerts									
Tuesday, January 9, 2018	usdjpy					70		1	0	Session Recap									
Tuesday, January 9, 2018	audjpy					84		1	0	Session Recap									
Wednesday, January 10, 2018	eurnzd			66				1	0	IC Alerts									
Wednesday, January 10, 2018	euraud					71		1	0	Session Recap									
Wednesday, January 10, 2018	gbpaud					91		1	0	Session Recap									
								0	0										
								0	0										
								0	0										
								0	0										

End of week 10 Total trades=10		39	357	12	0	0	408
Monday, March 12, 2018	gbpjpy	102			1	0	Live Trade
					0	0	
					0	0	
					0	0	
					0	0	
					0	0	
					0	0	
					0	0	
					0	0	
					0	0	
					0	0	
					0	0	
					0	0	
					0	0	
					0	0	
					0	0	
					0	0	
					0	0	
					0	0	
					0	0	
					0	0	
					0	0	
					0	0	
					0	0	
End of week 11 Total trades=1		102	0	0			102
Monday, March 19, 2018	gbpjpy			55	1	0	Session Recap
Tuesday, March 20, 2018	cadjpy			57	1	0	Session Recap
					0	0	
					0	0	
					0	0	
					0	0	
					0	0	
					0	0	
					0	0	
					0	0	
					0	0	
					0	0	
					0	0	
					0	0	
					0	0	
					0	0	
					0	0	
					0	0	
					0	0	
					0	0	
					0	0	
					0	0	
					0	0	
End of week 12 Total trades=2		0	0	112			112

Monday, April 9, 2018	audnzd			26	1	0	Session Recap
Wednesday, April 11, 2018	eurnzd			98	1	0	Session Recap
Wednesday, April 11, 2018	gbpnzd			86	1	0	Session Recap
					0	0	
					0	0	
					0	0	
					0	0	
					0	0	
					0	0	
					0	0	
					0	0	
					0	0	
					0	0	
					0	0	
					0	0	
					0	0	
					0	0	
					0	0	
					0	0	
					0	0	
					0	0	
					0	0	
					0	0	
					0	0	
					0	0	
					0	0	
End of week 15 Total trades=5			0	0	307		307
Tuesday, April 17, 2018	euraud	38			0	1	Live Trade
Wednesday, April 18, 2018	nzdusd		23		1	0	IC Alerts
Wednesday, April 18, 2018	gbpnzd		3		1	0	IC Alerts
Wednesday, April 18, 2018	gbpusd		2		1	0	IC Alerts
Wednesday, April 18, 2018	audCHF		48		1	0	IC Alerts
Wednesday, April 18, 2018	audnzd		50		1	0	IC Alerts
					0	0	
					0	0	
					0	0	
					0	0	
					0	0	
					0	0	
					0	0	
					0	0	
					0	0	
					0	0	
					0	0	
					0	0	
					0	0	
					0	0	
					0	0	
					0	0	
					0	0	
					0	0	
					0	0	
					0	0	
End of week 16 Total trades=6		38	126	0			88
Thursday, April 19, 2018	audusd		62		1	0	IC Alerts
Thursday, April 19, 2018	nzdusd			37	1	0	Session Recap
Thursday, April 19, 2018	gbpusd			68	1	0	Session Recap
Thursday, April 19, 2018	nzdjpy			32	1	0	Session Recap

Monday, April 23, 2018	gbpjpy			75	1	0	Session Recap
Monday, April 23, 2018	euraud			22	1	0	Session Recap
Monday, April 23, 2018	gbpnzd			70	1	0	Session Recap
Tuesday, April 24, 2018	nzdusd		22		1	0	IC Alerts
Tuesday, April 24, 2018	gbpusd			36	1	0	Session Recap
Tuesday, April 24, 2018	gbpaud			36	1	0	Session Recap
Wednesday, April 25, 2018	eurgbp		14		1	0	IC Alerts
Wednesday, April 25, 2018	euraud		6		0	1	IC Alerts
Wednesday, April 25, 2018	gbpjpy			18	1	0	Session Recap
					0	0	
					0	0	
					0	0	
					0	0	
					0	0	
					0	0	
					0	0	
					0	0	
					0	0	
End of week 17 Total trades=13			0	92	394		486
Thursday, April 26, 2018	gbpusd			107	1	0	Session Recap
Monday, April 30, 2018	nzdusd			35	1	0	Session Recap
Monday, April 30, 2018	gbpusd			82	1	0	Session Recap
Monday, April 30, 2018	eurgbp	0			0	0	Live Trade
Tuesday, May 1, 2018	gbpaud			37	1	0	Session Recap
Tuesday, May 1, 2018	gbpchf			0	0	0	Session Recap
Wednesday, May 2, 2018	gbpjpy		40		1	0	IC Alerts
Wednesday, May 2, 2018	eurjpy			59	1	0	Session Recap
Wednesday, May 2, 2018	gbpaud			58	1	0	Session Recap
Wednesday, May 2, 2018	gbpnzd			82	1	0	Session Recap
					0	0	
					0	0	
					0	0	
					0	0	
					0	0	
					0	0	
					0	0	
					0	0	
					0	0	
					0	0	
End of week 18 Total trades=8			0	40	460		500
Thursday, May 3, 2018	eurjpy		77		1	0	IC Alerts
Thursday, May 3, 2018	gbpaud		70		1	0	IC Alerts
Thursday, May 3, 2018	gbpjpy	78			1	0	Live Trade
Thursday, May 3, 2018	gbpusd	65			1	0	Live Trade
Monday, May 7, 2018	gbpjpy		59		1	0	IC Alerts
Monday, May 7, 2018	eurjpy	68			1	0	Live Trade

	made per month	per month	made per trade	
JANUARY	1922	33	58.24	
FEBRUARY	1901	43	44.21	
MARCH	856	18	47.56	
APRIL	1398	30	46.60	
MAY	870	16	54.38	
JUNE				
JULY				
AUGUST				
SEPTEMBER				
OCTOBER				
NOVEMBER				
DECEMBER				
YEARLY TOTAL	6947	140	49.62	

	Number of open trades closed on	Number of pips made in trades	% of the Total pips made	Winners	Losers	% Winners	% Losers
MONDAY	32	1540	22.40%	31	1	96.88%	3.13%
TUESDAY	46	1987	28.90%	40	6	86.96%	13.04%
WEDNESDAY	42	2222	32.32%	40	2	95.24%	4.76%
THURSDAY	18	1102	16.03%	16	2	88.89%	11.11%
FRIDAY	2	96	1.40%	2	0	100.00%	0.00%

	Average pip winner size	Average pip loser size	Profit Factor	Average net pip made per trade
MONDAY	48.77	-28.00	1.74	46.38
TUESDAY	45.85	-25.50	1.80	36.54
WEDNESDAY	54.33	-24.50	2.22	50.57
THURSDAY	66.94	-15.50	4.32	57.78
FRIDAY	48.00	0.00	0.00	48.00

*assumes a 30 pip stop per microlot , \$150*2%=\$3

30 pips*.10 per microlot=\$3

you want a profit factor greater than 2

** the expected return to the amount of capital at risk taken (30 pips per microlot) to achieve these returns. This should be >1

*** this statistic is considered the expected profitability/unprofitability of the next trade

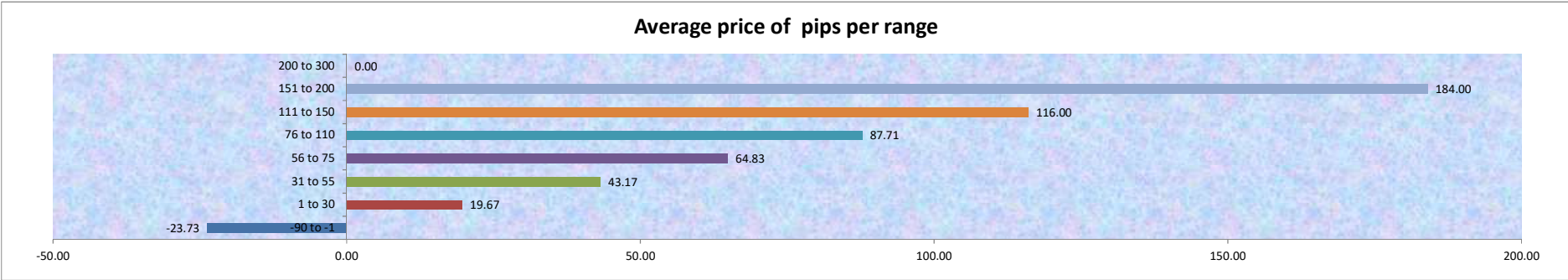
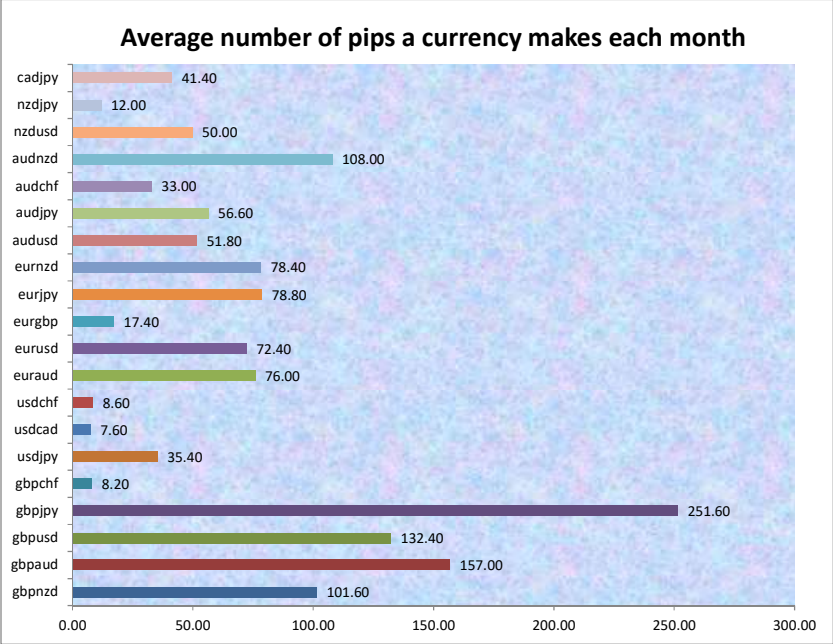
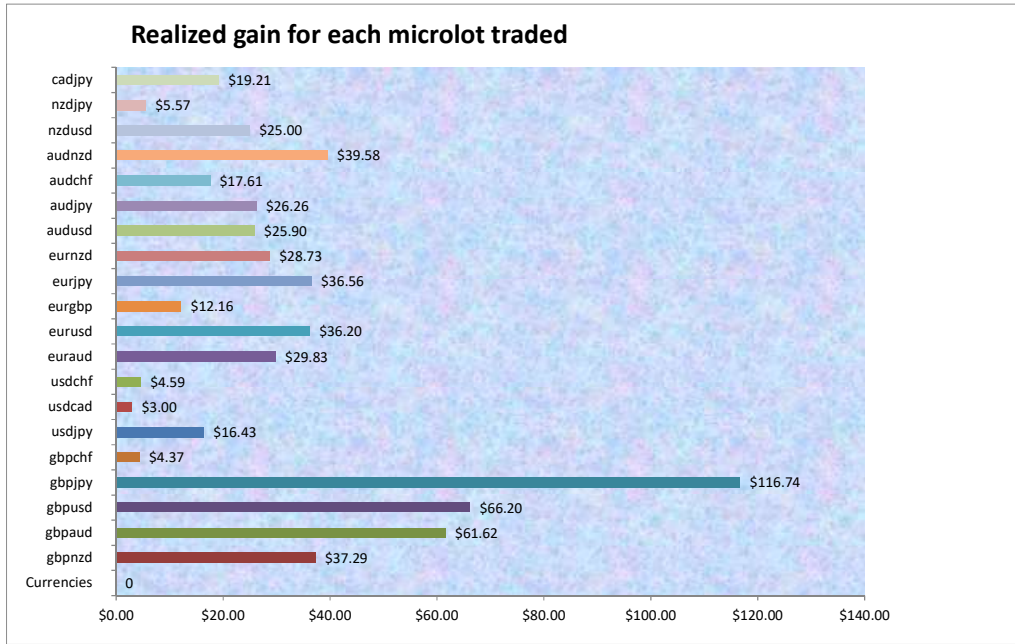
Currencies	Total winning pips	Total losing pips	Total winning trades	Total losing trades	Average win %	Average winner size	Average loss %	Average loser size	Average net pip made per trade	ROI (\$150 margin per microlot traded)*
gbpnzd	508	0	6	0	100.00%	84.67	0.00%	0.00	84.67	33.87%
gbpau	885	-100	14	3	82.35%	63.21	17.65%	-33.33	46.18	52.33%
gbpusd	662	0	13	0	100.00%	50.92	0.00%	0.00	50.92	44.13%
gbpjpy	1258	0	18	0	100.00%	69.89	0.00%	0.00	69.89	83.87%
gbpchf	41	0	1	0	100.00%	41.00	0.00%	0.00	41.00	2.73%
usdjpy	186	-9	4	1	80.00%	46.50	20.00%	-9.00	35.40	11.80%
usdcad	38	0	1	0	100.00%	38.00	0.00%	0.00	38.00	2.53%
usdchf	60	-17	2	1	66.67%	30.00	33.33%	-17.00	14.33	2.87%
euraud	467	-87	8	3	72.73%	58.38	27.27%	-29.00	34.55	25.33%
eurusd	362	0	6	0	100.00%	60.33	0.00%	0.00	60.33	24.13%
eurgbp	127	-40	4	2	66.67%	31.75	33.33%	-20.00	14.50	5.80%

eurjpy	394	0	6	0	100.00%	65.67	0.00%	0.00	65.67	26.27%
eurnzd	400	-8	5	1	83.33%	80.00	16.67%	-8.00	65.33	26.13%
audusd	259	0	6	0	100.00%	43.17	0.00%	0.00	43.17	17.27%
audjpy	283	0	6	0	100.00%	47.17	0.00%	0.00	47.17	18.87%
audCHF	165	0	3	0	100.00%	55.00	0.00%	0.00	55.00	11.00%
audnzd	540	0	12	0	100.00%	45.00	0.00%	0.00	45.00	36.00%
nzdusd	250	0	7	0	100.00%	35.71	0.00%	0.00	35.71	16.67%
nzdjpy	60	0	2	0	100.00%	30.00	0.00%	0.00	30.00	4.00%
cadjpy	207	0	3	0	100.00%	69.00	0.00%	0.00	69.00	13.80%
Totals=	7152	-261	127	11	92.14%	56.31	7.86%	-23.73	50.03	459.40%

Currencies	Profit factor	Payoff Ratio **	Expected Payoff ***	2/21/2018 micro Rate exch to USD	Total gain per microlot traded	Realized gain in US Dollars	% ROI per currency per week	% ROI per year (51wks)	Average number of pips a currency makes each month
gbpnzd		2.82	14.11	0.0734	\$50.80	\$37.29	1.88%	95.96%	101.60
gbpaud	8.85	1.54	2.72	0.0785	\$78.50	\$61.62	2.91%	148.28%	157.00
gbpusd		1.70	3.92	0.1	\$66.20	\$66.20	2.45%	125.04%	132.40
gbpjpy		2.33	3.88	0.0928	\$125.80	\$116.74	4.66%	237.62%	251.60
gbpCHF		1.37	41.00	0.1067	\$4.10	\$4.37	0.15%	7.74%	8.20
usdjpy	20.67	1.18	7.08	0.0928	\$17.70	\$16.43	0.66%	33.43%	35.40
usdcad		1.27	38.00	0.0790	\$3.80	\$3.00	0.14%	7.18%	7.60
usdCHF	3.53	0.48	4.78	0.1067	\$4.30	\$4.59	0.16%	8.12%	8.60
euraud	5.37	1.15	3.14	0.0785	\$38.00	\$29.83	1.41%	71.78%	76.00
eurusd		2.01	10.06	0.1	\$36.20	\$36.20	1.34%	68.38%	72.40
eurGBP	3.18	0.48	2.42	0.1398	\$8.70	\$12.16	0.32%	16.43%	17.40
eurjpy		2.19	10.94	0.0928	\$39.40	\$36.56	1.46%	74.42%	78.80
eurnzd	50.00	2.18	10.89	0.0733	\$39.20	\$28.73	1.45%	74.04%	78.40
audusd		1.44	7.19	0.1	\$25.90	\$25.90	0.96%	48.92%	51.80
audjpy		1.57	7.86	0.0928	\$28.30	\$26.26	1.05%	53.46%	56.60
audCHF		1.83	18.33	0.1067	\$16.50	\$17.61	0.61%	31.17%	33.00
audnzd		1.50	3.75	0.0733	\$54.00	\$39.58	2.00%	102.00%	108.00
nzdusd		1.19	5.10	0.1	\$25.00	\$25.00	0.93%	47.22%	50.00
nzdjpy		1.00	15.00	0.0928	\$6.00	\$5.57	0.22%	11.33%	12.00
cadjpy		2.30	23.00	0.0928	\$20.70	\$19.21	0.77%	39.10%	41.40
Totals=	27.40	1.67	0.36		\$689.10	\$612.86			

range of pips made or lost	Number of trades per range	Average price of pips per range	% of the total trades per range	% of the total pips per range
-90 to -1	11	-23.73	7.86%	-4.83%
1 to 30	21	19.67	15.00%	4.00%
31 to 55	48	43.17	34.29%	8.78%
56 to 75	30	64.83	21.43%	13.19%
76 to 110	21	87.71	15.00%	17.84%
111 to 150	6	116.00	4.29%	23.59%
151 to 200	1	184.00	0.71%	37.42%
200 to 300	0	0.00	0.00%	0.00%

8.00 \$3,600.00 account size needed to trade 3 microlots for the average total
 Maximum number of trades in any week=18 of trades if ave trades were open at the same time each week



Currencies	Live Trade pips made
nzdusd	93
euraud	-19
gbpjpy	315

Currencies	IC Alert pips made
0	9
euraud	81
usdjpy	36

Currencies	Session Recap pips made
audjpy	148
euraud	194
audnzd	390

audjpy	75
usdjpy	59
gbpaud	54
eurusd	46
usdcad	38
eurnzd	-8
gbpusd	29
eurjpy	68
Jan to Dec Total	750

gbpjpy	366
eurnzd	242
eurusd	77
audjpy	60
gbpusd	87
gbpaud	281
audnzd	150
audusd	105
usdchf	-17
gbpchf	41
eurgbp	56
eurjpy	149
cadjpy	101
nzdusd	45
gbpnzd	3
audchf	48
Jan to Dec Total	1920

usdjpy	82
gbpaud	389
usdchf	60
gbpjpy	577
gbpusd	463
eurusd	239
gbpnzd	505
eurjpy	177
audchf	117
eurgbp	67
eurnzd	158
audusd	154
nzdusd	112
cadjpy	106
nzdjpy	60
ucad	47
Jan to Dec Total	4045

Equity Curve for each type of trade- profits made trading only 1 Micro lot (quoted in US Dollars)



