











End of week 10 Total trades=0		0	0	0	0	0	0
					0	0	
					0	0	
					0	0	
					0	0	
					0	0	
					0	0	
					0	0	
					0	0	
					0	0	
					0	0	
					0	0	
					0	0	
					0	0	
					0	0	
					0	0	
					0	0	
					0	0	
					0	0	
					0	0	
					0	0	
End of week 11 Total trades=0		0	0	0			0
					0	0	
					0	0	
					0	0	
					0	0	
					0	0	
					0	0	
					0	0	
					0	0	
					0	0	
					0	0	
					0	0	
					0	0	
					0	0	
					0	0	
					0	0	
					0	0	
					0	0	
					0	0	
					0	0	
					0	0	
End of week 12 Total trades=0		0	0	0			0











































					0	0	
					0	0	
					0	0	
					0	0	
					0	0	
					0	0	
					0	0	
					0	0	
					0	0	
					0	0	
					0	0	
					0	0	
<b>End of week 50 Total trades=0</b>		0	0	0			<b>0</b>
					0	0	
					0	0	
					0	0	
					0	0	
					0	0	
					0	0	
					0	0	
					0	0	
					0	0	
					0	0	
					0	0	
					0	0	
					0	0	
					0	0	
					0	0	
					0	0	
					0	0	
					0	0	
					0	0	
					0	0	
					0	0	
<b>End of week 51 Total trades=0</b>		0	0	0			<b>0</b>

1 weeks of trading so far		Number of trades made for each Currency during the year 2018			
1) gbpnzd= 0	6) usdjpy= 2	9) euraud= 3	14) audusd= 0	18) nzdusd= 0	20) cadjpy= 0
2) gbpaud= 1	7) usdcad= 0	10) eurUSD= 0	15) audjpy= 2	19) nzdjpy= 0	
3) gbpUSD= 0	8) usdchf= 0	11) eurGBP= 0	16) audchf= 0		
4) gbpjpy= 1		12) eurjpy= 0	17) audnzd= 1		
5) gbpchf= 0		13) eurnzd= 1			
Total gbp's= 2	Total usd's= 2	Total eur's= 4	total aud's= 3	Total nzd's= 0	total cad's= 0

Average pips	Number of trades	Average pips	comments
--------------	------------------	--------------	----------

	made per month	per month	made per trade
JANUARY	727	11	66.09
FEBRUARY			
MARCH			
APRIL			
MAY			
JUNE			
JULY			
AUGUST			
SEPTEMBER			
OCTOBER			
NOVEMBER			
DECEMBER			
YEARLY TOTAL	727	11	66.09

	Number of open trades closed on	Number of pips made in trades	% of the Total pips made	Winners	Losers	% Winners	% Losers
MONDAY	2	57	7.84%	2	0	100.00%	0.00%
TUESDAY	5	355	48.83%	5	0	100.00%	0.00%
WEDNESDAY	3	228	31.36%	3	0	100.00%	0.00%
THURSDAY	0	0	0.00%	0	0	0.00%	0.00%
FRIDAY	1	87	11.97%	1	0	100.00%	0.00%

	Average pip winner size	Average pip loser size	Profit Factor	Average net pip made per trade
MONDAY	28.50	0.00	0.00	28.50
TUESDAY	71.00	0.00	0.00	71.00
WEDNESDAY	76.00	0.00	0.00	76.00
THURSDAY	0.00	0.00	0.00	0.00
FRIDAY	87.00	0.00	0.00	87.00

\*assumes a 30 pip stop per microlot , \$150\*2%=\$3  
30 pips\*.10 per microlot=\$3  
you want a profit factor greater than 2  
\*\* the expected return to the amount of capital at risk taken (30 pips per microlot)  
to achieve these returns. This should be >1  
\*\*\* this statistic is considered the expected profitability/unprofitability of the next trade

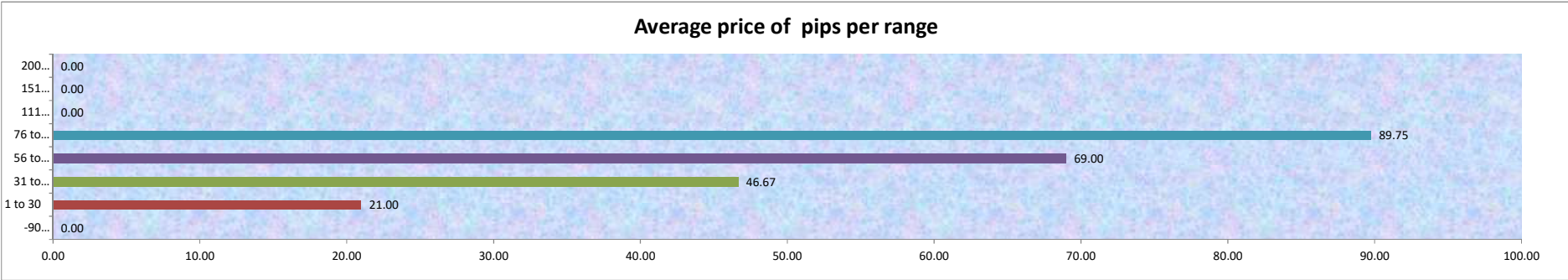
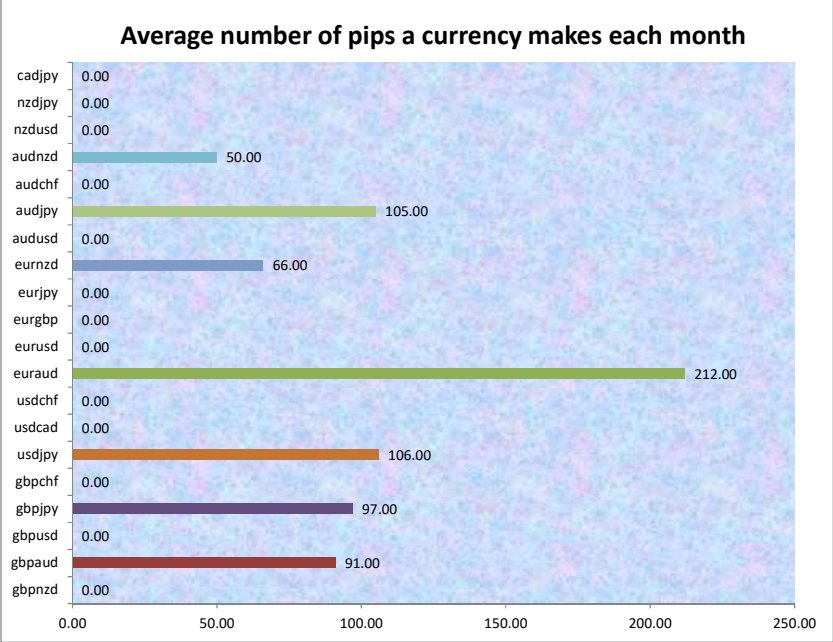
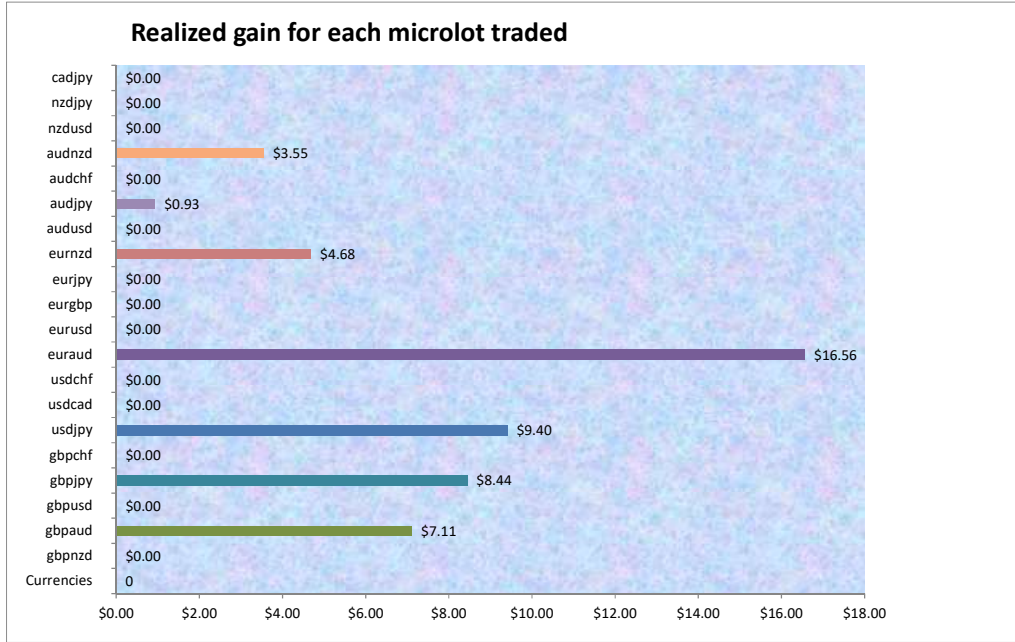
Currencies	Total winning pips	Total losing pips	Total winning trades	Total losing trades	Average win %	Average winner size	Average loss %	Average loser size	Average net pip made per trade	ROI (\$150 margin per microlot traded)*
gbpnzd	0	0	0	0	0.00%	0.00	0.00%	0.00	0.00	0.00%
gbpau	91	0	1	0	100.00%	91.00	0.00%	0.00	91.00	6.07%
gbpusd	0	0	0	0	0.00%	0.00	0.00%	0.00	0.00	0.00%
gbpjpy	97	0	1	0	100.00%	97.00	0.00%	0.00	97.00	6.47%
gbpchf	0	0	0	0	0.00%	0.00	0.00%	0.00	0.00	0.00%
usdjpy	106	0	2	0	100.00%	53.00	0.00%	0.00	53.00	7.07%
usdcad	0	0	0	0	0.00%	0.00	0.00%	0.00	0.00	0.00%
usdchf	0	0	0	0	0.00%	0.00	0.00%	0.00	0.00	0.00%
euraud	212	0	3	0	100.00%	70.67	0.00%	0.00	70.67	14.13%
eurusd	0	0	0	0	0.00%	0.00	0.00%	0.00	0.00	0.00%
eurgbp	0	0	0	0	0.00%	0.00	0.00%	0.00	0.00	0.00%

eurjpy	0	0	0	0	0.00%	0.00	0.00%	0.00	0.00	0.00%
eurnzd	66	0	1	0	100.00%	66.00	0.00%	0.00	66.00	4.40%
audusd	0	0	0	0	0.00%	0.00	0.00%	0.00	0.00	0.00%
audjpy	105	0	2	0	100.00%	52.50	0.00%	0.00	52.50	7.00%
audCHF	0	0	0	0	0.00%	0.00	0.00%	0.00	0.00	0.00%
audnzd	50	0	1	0	100.00%	50.00	0.00%	0.00	50.00	3.33%
nzdusd	0	0	0	0	0.00%	0.00	0.00%	0.00	0.00	0.00%
nzdjpy	0	0	0	0	0.00%	0.00	0.00%	0.00	0.00	0.00%
cadjpy	0	0	0	0	0.00%	0.00	0.00%	0.00	0.00	0.00%
Totals=	727	0	11	0	100.00%	66.09	0.00%	0.00	66.09	48.47%

Currencies	Profit factor	Payoff Ratio **	Expected Payoff ***	1/1/2018 micro Rate exch to USD	Total gain per microlot traded	Realized gain in US Dollars	% ROI per currency per week	% ROI per year (51wks)	Average number of pips a currency makes each month
gbpnzd		0.00	0.00	0.0709	\$0.00	\$0.00	0.00%	0.00%	0.00
gbpauD		3.03	91.00	0.0781	\$9.10	\$7.11	6.07%	309.40%	91.00
gbpusd		0.00	0.00	0.1	\$0.00	\$0.00	0.00%	0.00%	0.00
gbpjpy		3.23	97.00	0.087	\$9.70	\$8.44	6.47%	329.80%	97.00
gbpCHF		0.00	0.00	0.1027	\$0.00	\$0.00	0.00%	0.00%	0.00
usdjpy		1.77	26.50	0.0887	\$10.60	\$9.40	7.07%	360.40%	106.00
usdcad		0.00	0.00	0.0795	\$0.00	\$0.00	0.00%	0.00%	0.00
usdCHF		0.00	0.00	0.1026	\$0.00	\$0.00	0.00%	0.00%	0.00
euraud		2.36	23.56	0.0781	\$21.20	\$16.56	14.13%	720.80%	212.00
eurusd		0.00	0.00	0.1	\$0.00	\$0.00	0.00%	0.00%	0.00
eurGBP		0.00	0.00	0.135	\$0.00	\$0.00	0.00%	0.00%	0.00
eurjpy		0.00	0.00	0.0887	\$0.00	\$0.00	0.00%	0.00%	0.00
eurnzd		2.20	66.00	0.0709	\$6.60	\$4.68	4.40%	224.40%	66.00
audusd		0.00	0.00	0.1	\$0.00	\$0.00	0.00%	0.00%	0.00
audjpy		1.75	26.25	0.00887	\$10.50	\$0.93	7.00%	357.00%	105.00
audCHF		0.00	0.00	0.1026	\$0.00	\$0.00	0.00%	0.00%	0.00
audnzd		1.67	50.00	0.0709	\$5.00	\$3.55	3.33%	170.00%	50.00
nzdusd		0.00	0.00	0.1	\$0.00	\$0.00	0.00%	0.00%	0.00
nzdjpy		0.00	0.00	0.0887	\$0.00	\$0.00	0.00%	0.00%	0.00
cadjpy		0.00	0.00	0.0887	\$0.00	\$0.00	0.00%	0.00%	0.00
Totals=		2.20	6.01		\$72.70	\$50.66			

range of pips made or lost	Number of trades per range	Average price of pips per range	% of the total trades per range	% of the total pips per range
-90 to -1	0	0.00	0.00%	0.00%
1 to 30	1	21.00	9.09%	9.27%
31 to 55	3	46.67	27.27%	20.61%
56 to 75	3	69.00	27.27%	30.47%
76 to 110	4	89.75	36.36%	39.64%
111 to 150	0	0.00	0.00%	0.00%
151 to 200	0	0.00	0.00%	0.00%
200 to 300	0	0.00	0.00%	0.00%

11.00 \$4,950.00 account size needed to trade 3 microlots for the average total  
 Maximum number of trades in any week=11 of trades if ave trades were open at the same time each week



Currencies	Live Trade pips made
Jan to Dec Total	

Currencies	IC Alert pips made
euraud	87
usdjpy	36
gbpjpy	97

Currencies	Session Recap pips made
audjpy	105
euraud	54
audnzd	50

Jan to Dec Total 220

usdjpy 70  
Jan to Dec Total 279

Equity Curve for each type of trade- profits made trading only 1 Micro lot (quoted in US Dollars)

