

| | | | | | | | |
|--------------------------------------|---------|-----|-----|-----|---|---|---------------|
| | | | | | 0 | 0 | |
| | | | | | 0 | 0 | |
| | | | | | 0 | 0 | |
| | | | | | 0 | 0 | |
| | | | | | 0 | 0 | |
| End of week 2 Total trades=11 | | 250 | 200 | 393 | | | 843 |
| Thursday, January 12, 2017 | eurgbp | 84 | | | 1 | 0 | Live Trade |
| Wednesday, January 18, 2017 | gbpjpy | | | 58 | 1 | 0 | Session Recap |
| Wednesday, January 18, 2017 | audjpy | | | 115 | 1 | 0 | Session Recap |
| Wednesday, January 18, 2017 | euraud | | | 57 | 1 | 0 | Session Recap |
| | | | | | 0 | 0 | |
| | | | | | 0 | 0 | |
| | | | | | 0 | 0 | |
| | | | | | 0 | 0 | |
| | | | | | 0 | 0 | |
| | | | | | 0 | 0 | |
| | | | | | 0 | 0 | |
| | | | | | 0 | 0 | |
| | | | | | 0 | 0 | |
| | | | | | 0 | 0 | |
| | | | | | 0 | 0 | |
| | | | | | 0 | 0 | |
| | | | | | 0 | 0 | |
| | | | | | 0 | 0 | |
| | | | | | 0 | 0 | |
| End of week 3 Total trades=4 | | 84 | 0 | 230 | | | 314 |
| Thursday, January 19, 2017 | usdjpy | | | 79 | 1 | 0 | Session Recap |
| Thursday, January 19, 2017 | gbpusd | | | 66 | 1 | 0 | Session Recap |
| Monday, January 23, 2017 | gbpchf | 13 | | | 1 | 0 | Live Trade |
| Monday, January 23, 2017 | usdcad | 7 | | | 0 | 1 | Live Trade |
| Tuesday, January 24, 2017 | cadjpy | 56 | | | 0 | 1 | Live Trade |
| Monday, January 23, 2017 | gbpchf | | 39 | | 1 | 0 | IC Alerts |
| Monday, January 23, 2017 | audnzd | | 52 | | 1 | 0 | IC Alerts |
| Monday, January 23, 2017 | audusd | | | 29 | 1 | 0 | Session Recap |
| Tuesday, January 24, 2017 | gbpauud | | 32 | | 1 | 0 | IC Alerts |
| Tuesday, January 24, 2017 | gbpjpy | | | 15 | 0 | 1 | Session Recap |
| Tuesday, January 24, 2017 | usdjpy | | | 36 | 1 | 0 | Session Recap |
| Tuesday, January 24, 2017 | cadjpy | | | 34 | 1 | 0 | Session Recap |
| | | | | | 0 | 0 | |
| | | | | | 0 | 0 | |
| | | | | | 0 | 0 | |
| | | | | | 0 | 0 | |
| | | | | | 0 | 0 | |
| | | | | | 0 | 0 | |
| | | | | | 0 | 0 | |
| | | | | | 0 | 0 | |
| | | | | | 0 | 0 | |
| | | | | | 0 | 0 | |
| End of week 4 Total trades=12 | | 50 | 123 | 229 | | | 302 |

| | | | | | | | |
|--------------------------------------|--------|----|-----|-----|---|---|---------------|
| Wednesday, January 25, 2017 | audjpy | | | 94 | 1 | 0 | Session Recap |
| Monday, January 30, 2017 | gbpjpy | | 111 | | 1 | 0 | IC Alerts |
| Monday, January 30, 2017 | gbpchf | | | 107 | 1 | 0 | Session Recap |
| Tuesday, January 31, 2017 | gbpjpy | 49 | | | 0 | 1 | Live Trade |
| Wednesday, February 1, 2017 | usdjpy | | 54 | | 1 | 0 | IC Alerts |
| Wednesday, February 1, 2017 | gbpjpy | | | 206 | 1 | 0 | Session Recap |
| Wednesday, February 1, 2017 | euraud | | | 58 | 1 | 0 | Session Recap |
| Wednesday, February 1, 2017 | gbpaud | | | 213 | 1 | 0 | Session Recap |
| | | | | | 0 | 0 | |
| | | | | | 0 | 0 | |
| | | | | | 0 | 0 | |
| | | | | | 0 | 0 | |
| | | | | | 0 | 0 | |
| | | | | | 0 | 0 | |
| | | | | | 0 | 0 | |
| | | | | | 0 | 0 | |
| | | | | | 0 | 0 | |
| | | | | | 0 | 0 | |
| | | | | | 0 | 0 | |
| | | | | | 0 | 0 | |
| | | | | | 0 | 0 | |
| | | | | | 0 | 0 | |
| | | | | | 0 | 0 | |
| | | | | | 0 | 0 | |
| | | | | | 0 | 0 | |
| | | | | | 0 | 0 | |
| | | | | | 0 | 0 | |
| End of week 5 Total trades=8 | | 49 | 165 | 678 | | | 794 |
| Thursday, February 2, 2017 | euraud | | 13 | | 1 | 0 | IC Alerts |
| Thursday, February 2, 2017 | gbpaud | | 51 | | 1 | 0 | IC Alerts |
| Monday, February 6, 2017 | gbpusd | 80 | | | 1 | 0 | Live Trade |
| Monday, February 6, 2017 | eurusd | | 52 | | 1 | 0 | IC Alerts |
| Monday, February 6, 2017 | euraud | | | 44 | 1 | 0 | Session Recap |
| Monday, February 6, 2017 | gbpnzd | | | 101 | 1 | 0 | Session Recap |
| Monday, February 6, 2017 | audnzd | | | 66 | 1 | 0 | Session Recap |
| Tuesday, February 7, 2017 | euraud | | | 64 | 1 | 0 | Session Recap |
| Wednesday, February 8, 2017 | gbpaud | | 48 | | 1 | 0 | IC Alerts |
| Wednesday, February 8, 2017 | gbpnzd | | | 128 | 1 | 0 | Session Recap |
| | | | | | 0 | 0 | |
| | | | | | 0 | 0 | |
| | | | | | 0 | 0 | |
| | | | | | 0 | 0 | |
| | | | | | 0 | 0 | |
| | | | | | 0 | 0 | |
| | | | | | 0 | 0 | |
| | | | | | 0 | 0 | |
| | | | | | 0 | 0 | |
| | | | | | 0 | 0 | |
| | | | | | 0 | 0 | |
| | | | | | 0 | 0 | |
| End of Week 6 Total trades=10 | | 80 | 164 | 403 | | | 647 |
| Thursday, February 9, 2017 | audjpy | | 42 | | 1 | 0 | IC Alerts |
| Thursday, February 9, 2017 | gbpusd | | 24 | | 1 | 0 | IC Alerts |
| Tuesday, February 14, 2017 | gbpaud | | 96 | | 1 | 0 | IC Alerts |
| Tuesday, February 14, 2017 | eurgbp | 22 | | | 0 | 1 | Live Trade |
| Wednesday, February 15, 2017 | gbpusd | | 52 | | 1 | 0 | IC Alerts |
| Wednesday, February 15, 2017 | audjpy | | 31 | | 1 | 0 | IC Alerts |

| | | | | | | | |
|--------------------------------------|--------|-----|-----|-----|---|---|---------------|
| | | | | | 0 | 0 | |
| | | | | | 0 | 0 | |
| | | | | | 0 | 0 | |
| | | | | | 0 | 0 | |
| | | | | | 0 | 0 | |
| End of week 11 Total trades=7 | | 1 | 17 | 365 | | | 383 |
| Monday, March 20, 2017 | euraud | 65 | | | 0 | 1 | Live Trade |
| Monday, March 20, 2017 | gbpaud | | 25 | | 0 | 1 | IC Alerts |
| Tuesday, March 21, 2017 | gbpjpy | | | 96 | 1 | 0 | Session Recap |
| Tuesday, March 21, 2017 | eurjpy | 101 | | | 1 | 0 | Live Trade |
| Tuesday, March 21, 2017 | usdjpy | 67 | | | 1 | 0 | Live Trade |
| Wednesday, March 22, 2017 | gbpchf | | 34 | | 1 | 0 | IC Alerts |
| Wednesday, March 22, 2017 | eurjpy | | | 69 | 1 | 0 | Session Recap |
| Wednesday, March 22, 2017 | eurgbp | | | 44 | 1 | 0 | Session Recap |
| Wednesday, March 22, 2017 | audnzd | | | 58 | 1 | 0 | Session Recap |
| | | | | | 0 | 0 | |
| | | | | | 0 | 0 | |
| | | | | | 0 | 0 | |
| | | | | | 0 | 0 | |
| | | | | | 0 | 0 | |
| | | | | | 0 | 0 | |
| | | | | | 0 | 0 | |
| | | | | | 0 | 0 | |
| | | | | | 0 | 0 | |
| | | | | | 0 | 0 | |
| | | | | | 0 | 0 | |
| | | | | | 0 | 0 | |
| | | | | | 0 | 0 | |
| | | | | | 0 | 0 | |
| End of week 12 Total trades=9 | | 103 | 9 | 267 | | | 379 |
| Friday, March 24, 2017 | gbpusd | | | 58 | 1 | 0 | Session Recap |
| Friday, March 24, 2017 | euraud | | | 112 | 1 | 0 | Session Recap |
| Monday, March 27, 2017 | usdjpy | | 26 | | 1 | 0 | IC Alerts |
| Tuesday, March 28, 2017 | gbpaud | | 84 | | 1 | 0 | IC Alerts |
| Tuesday, March 28, 2017 | gbpjpy | | 50 | | 1 | 0 | IC Alerts |
| Tuesday, March 28, 2017 | gbpusd | 101 | | | 1 | 0 | Live Trade |
| Tuesday, March 28, 2017 | euraud | 100 | | | 1 | 0 | Live Trade |
| Wednesday, March 29, 2017 | euraud | | 23 | | 1 | 0 | IC Alerts |
| Wednesday, March 29, 2017 | cadjpy | | | 34 | 1 | 0 | Session Recap |
| | | | | | 0 | 0 | |
| | | | | | 0 | 0 | |
| | | | | | 0 | 0 | |
| | | | | | 0 | 0 | |
| | | | | | 0 | 0 | |
| | | | | | 0 | 0 | |
| | | | | | 0 | 0 | |
| | | | | | 0 | 0 | |
| | | | | | 0 | 0 | |
| | | | | | 0 | 0 | |
| | | | | | 0 | 0 | |
| | | | | | 0 | 0 | |
| | | | | | 0 | 0 | |
| | | | | | 0 | 0 | |
| | | | | | 0 | 0 | |
| End of week 13 Total trades=9 | | 201 | 183 | 204 | | | 588 |

| | | | | | | | |
|---------------------------------------|--------|----|-----|-----|----|---|---------------|
| Friday, March 31, 2017 | eurnzd | 74 | | | 1 | 0 | Live Trade |
| Monday, April 3, 2017 | euraud | | 52 | | 1 | 0 | IC Alerts |
| Monday, April 3, 2017 | eurjpy | 45 | | | 1 | 0 | Live Trade |
| Monday, April 3, 2017 | audusd | 53 | | | 1 | 0 | Live Trade |
| Monday, April 3, 2017 | usdjpy | 41 | | | 1 | 0 | Live Trade |
| Monday, April 3, 2017 | cadjpy | 71 | | | 1 | 0 | Live Trade |
| Monday, April 3, 2017 | gbpaud | 13 | | 87 | 1 | 0 | Live Trade |
| Wednesday, April 5, 2017 | gbpnzd | | 87 | | 1 | 0 | IC Alerts |
| Thursday, April 6, 2017 | euraud | | 30 | | 1 | 0 | IC Alerts |
| Thursday, April 6, 2017 | audnzd | | 29 | | 1 | 0 | IC Alerts |
| Thursday, April 6, 2017 | gbpjpy | | 61 | | 1 | 0 | IC Alerts |
| Thursday, April 6, 2017 | eurjpy | 6 | 82 | | 1 | 0 | Live Trade |
| | | | | | 0 | 0 | |
| | | | | | 0 | 0 | |
| | | | | | 0 | 0 | |
| | | | | | 0 | 0 | |
| | | | | | 0 | 0 | |
| | | | | | 0 | 0 | |
| | | | | | 0 | 0 | |
| | | | | | 0 | 0 | |
| | | | | | 0 | 0 | |
| | | | | | 0 | 0 | |
| | | | | | 0 | 0 | |
| | | | | | 0 | 0 | |
| End of week 14 Total trades=12 | | | 265 | 341 | 87 | | 693 |
| Friday, April 7, 2017 | euraud | | 5 | | 1 | 0 | IC Alerts |
| Friday, April 7, 2017 | eurjpy | | | 41 | 1 | 0 | Session Recap |
| Friday, April 7, 2017 | audusd | | | 34 | 1 | 0 | Session Recap |
| Monday, April 10, 2017 | nzdjpy | | 29 | | 1 | 0 | IC Alerts |
| Wednesday, April 12, 2017 | eurjpy | 85 | | | 1 | 0 | Live Trade |
| Wednesday, April 12, 2017 | audjpy | 96 | | | 1 | 0 | Live Trade |
| Wednesday, April 12, 2017 | euraud | 55 | | | 1 | 0 | Live Trade |
| | | | | | 0 | 0 | |
| | | | | | 0 | 0 | |
| | | | | | 0 | 0 | |
| | | | | | 0 | 0 | |
| | | | | | 0 | 0 | |
| | | | | | 0 | 0 | |
| | | | | | 0 | 0 | |
| | | | | | 0 | 0 | |
| | | | | | 0 | 0 | |
| | | | | | 0 | 0 | |
| | | | | | 0 | 0 | |
| | | | | | 0 | 0 | |
| | | | | | 0 | 0 | |
| End of week 15 Total trades=7 | | | 236 | 34 | 75 | | 345 |
| Tuesday, April 18, 2017 | audnzd | | 30 | | 1 | 0 | IC Alerts |
| Tuesday, April 18, 2017 | audjpy | | | 33 | 1 | 0 | Session Recap |
| Wednesday, April 19, 2017 | audjpy | | | 35 | 1 | 0 | Session Recap |
| Wednesday, April 19, 2017 | audnzd | | | 33 | 1 | 0 | Session Recap |
| | | | | | 0 | 0 | |
| | | | | | 0 | 0 | |

| | | | | | | | |
|---------------------------------------|---------|----|-----|-----|---|---|---------------|
| | | | | | 0 | 0 | |
| | | | | | 0 | 0 | |
| | | | | | 0 | 0 | |
| | | | | | 0 | 0 | |
| | | | | | 0 | 0 | |
| End of week 20 Total trades=6 | | 2 | 372 | 0 | | | 374 |
| Thursday, May 18, 2017 | eurjpy | 32 | | | 0 | 1 | Live Trade |
| Monday, May 22, 2017 | audnzd | | 34 | | 1 | 0 | IC Alerts |
| Monday, May 22, 2017 | audusd | 26 | | | 1 | 0 | Live Trade |
| Monday, May 22, 2017 | usdcad | | | 31 | 1 | 0 | Session Recap |
| Monday, May 22, 2017 | gbpauud | | | 69 | 1 | 0 | Session Recap |
| Tuesday, May 23, 2017 | nzdusd | | 19 | | 0 | 1 | IC Alerts |
| Tuesday, May 23, 2017 | euraud | 13 | | | 0 | 1 | Live Trade |
| Tuesday, May 23, 2017 | gbpauud | | | 28 | 1 | 0 | Session Recap |
| Tuesday, May 23, 2017 | gbpnzd | | | 95 | 1 | 0 | Session Recap |
| Wednesday, May 24, 2017 | eurjpy | 27 | | | 1 | 0 | Live Trade |
| Wednesday, May 24, 2017 | gbpusd | 7 | | | 1 | 0 | Live Trade |
| | | | | | 0 | 0 | |
| | | | | | 0 | 0 | |
| | | | | | 0 | 0 | |
| | | | | | 0 | 0 | |
| | | | | | 0 | 0 | |
| | | | | | 0 | 0 | |
| | | | | | 0 | 0 | |
| | | | | | 0 | 0 | |
| | | | | | 0 | 0 | |
| | | | | | 0 | 0 | |
| | | | | | 0 | 0 | |
| | | | | | 0 | 0 | |
| | | | | | 0 | 0 | |
| End of week 21 Total trades=11 | | 15 | 15 | 223 | | | 253 |
| Thursday, May 25, 2017 | gbpusd | | 51 | | 1 | 0 | IC Alerts |
| Thursday, May 25, 2017 | audjpy | | 52 | | 1 | 0 | IC Alerts |
| Thursday, May 25, 2017 | gbpchf | | 37 | | 1 | 0 | IC Alerts |
| Thursday, May 25, 2017 | audusd | | 30 | | 1 | 0 | IC Alerts |
| Thursday, May 25, 2017 | gbpjpy | | | 126 | 1 | 0 | Session Recap |
| Tuesday, May 30, 2017 | gbpnzd | | | 63 | 1 | 0 | Session Recap |
| Tuesday, May 30, 2017 | gbpchf | | | 81 | 1 | 0 | Session Recap |
| Wednesday, May 31, 2017 | gbpauud | | 74 | | 1 | 0 | IC Alerts |
| Wednesday, May 31, 2017 | audusd | | | 45 | 1 | 0 | Session Recap |
| Wednesday, May 31, 2017 | gbpchf | | | 26 | 1 | 0 | Session Recap |
| Wednesday, May 31, 2017 | audnzd | | | 18 | 1 | 0 | Session Recap |
| Thursday, June 1, 2017 | eurjpy | 27 | | | 0 | 1 | Live Trade |
| | | | | | 0 | 0 | |
| | | | | | 0 | 0 | |
| | | | | | 0 | 0 | |
| | | | | | 0 | 0 | |
| | | | | | 0 | 0 | |
| | | | | | 0 | 0 | |
| | | | | | 0 | 0 | |
| | | | | | 0 | 0 | |
| | | | | | 0 | 0 | |
| | | | | | 0 | 0 | |
| | | | | | 0 | 0 | |
| | | | | | 0 | 0 | |
| End of week 22 Total trades=12 | | 27 | 244 | 359 | | | 576 |

| | | | | | | | |
|--------------------------------------|--------|----|-----|-----|-----|---|---------------|
| Friday, June 2, 2017 | eurjpy | 7 | | | 1 | 0 | Live Trade |
| Monday, June 5, 2017 | cadjpy | | 52 | | 1 | 0 | IC Alerts |
| Monday, June 5, 2017 | eurjpy | 77 | | | 1 | 0 | Live Trade |
| Monday, June 5, 2017 | usdjpy | 66 | | | 1 | 0 | Live Trade |
| Monday, June 5, 2017 | eurnzd | | | 51 | 1 | 0 | Session Recap |
| Tuesday, June 6, 2017 | euraud | | 110 | | 1 | 0 | IC Alerts |
| Wednesday, June 7, 2017 | nzdjpy | | 29 | | 1 | 0 | IC Alerts |
| | | | | | 0 | 0 | |
| | | | | | 0 | 0 | |
| | | | | | 0 | 0 | |
| | | | | | 0 | 0 | |
| | | | | | 0 | 0 | |
| | | | | | 0 | 0 | |
| | | | | | 0 | 0 | |
| | | | | | 0 | 0 | |
| | | | | | 0 | 0 | |
| | | | | | 0 | 0 | |
| | | | | | 0 | 0 | |
| | | | | | 0 | 0 | |
| | | | | | 0 | 0 | |
| | | | | | 0 | 0 | |
| | | | | | 0 | 0 | |
| | | | | | 0 | 0 | |
| | | | | | 0 | 0 | |
| | | | | | 0 | 0 | |
| | | | | | 0 | 0 | |
| | | | | | 0 | 0 | |
| | | | | | 0 | 0 | |
| | | | | | 0 | 0 | |
| | | | | | 0 | 0 | |
| | | | | | 0 | 0 | |
| | | | | | 0 | 0 | |
| End of week 23 Total trades=7 | | | 150 | 191 | 51 | | 392 |
| Monday, June 12, 2017 | eurnzd | 17 | | | 1 | 0 | Live Trade |
| Tuesday, June 13, 2017 | eurgbp | | 22 | | 1 | 0 | IC Alerts |
| Tuesday, June 13, 2017 | gbpjpy | 24 | | | 1 | 0 | Live Trade |
| Tuesday, June 13, 2017 | audjpy | | | 26 | 1 | 0 | Session Recap |
| Tuesday, June 13, 2017 | gbpaud | | | 110 | 1 | 0 | Session Recap |
| Tuesday, June 13, 2017 | eurnzd | | | 68 | 1 | 0 | Session Recap |
| Tuesday, June 13, 2017 | gbpnzd | | | 153 | 1 | 0 | Session Recap |
| | | | | | 0 | 0 | |
| | | | | | 0 | 0 | |
| | | | | | 0 | 0 | |
| | | | | | 0 | 0 | |
| | | | | | 0 | 0 | |
| | | | | | 0 | 0 | |
| | | | | | 0 | 0 | |
| | | | | | 0 | 0 | |
| | | | | | 0 | 0 | |
| | | | | | 0 | 0 | |
| | | | | | 0 | 0 | |
| | | | | | 0 | 0 | |
| | | | | | 0 | 0 | |
| | | | | | 0 | 0 | |
| | | | | | 0 | 0 | |
| | | | | | 0 | 0 | |
| | | | | | 0 | 0 | |
| | | | | | 0 | 0 | |
| | | | | | 0 | 0 | |
| | | | | | 0 | 0 | |
| End of week 24 Total trades=7 | | | 41 | 22 | 357 | | 420 |
| Friday, June 16, 2017 | euraud | | | 82 | 1 | 0 | Session Recap |
| Friday, June 16, 2017 | gbpaud | | | 79 | 1 | 0 | Session Recap |
| Monday, June 19, 2017 | eurjpy | | 12 | | 0 | 1 | IC Alerts |
| Monday, June 19, 2017 | gbpjpy | | 41 | | 0 | 1 | IC Alerts |
| Monday, June 19, 2017 | gbpaud | | | 87 | 1 | 0 | Session Recap |
| Monday, June 19, 2017 | eurjpy | | | 27 | 1 | 0 | Session Recap |

| | | | | | | | |
|---------------------------------------|--------|------------|------------|------------|---|---|---------------|
| | | | | | 0 | 0 | |
| | | | | | 0 | 0 | |
| | | | | | 0 | 0 | |
| | | | | | 0 | 0 | |
| | | | | | 0 | 0 | |
| End of week 29 Total trades=6 | | 5 | 136 | 239 | | | 370 |
| Thursday, July 20, 2017 | usdjpy | | 77 | | 1 | 0 | IC Alerts |
| Thursday, July 20, 2017 | gbpjpy | 77 | | | 1 | 0 | Live Trade |
| Thursday, July 20, 2017 | gbpnzd | | | 162 | 1 | 0 | Session Recap |
| Monday, July 24, 2017 | gbpjpy | 27 | | | 0 | 1 | Live Trade |
| Monday, July 24, 2017 | audjpy | | 46 | | 1 | 0 | IC Alerts |
| Tuesday, July 25, 2017 | cadjpy | 25 | | | 1 | 0 | Live Trade |
| Wednesday, July 26, 2017 | eurnzd | 33 | | | 1 | 0 | Live Trade |
| Wednesday, July 26, 2017 | gbpusd | 30 | | | 1 | 0 | Live Trade |
| Wednesday, July 26, 2017 | gbpaua | 43 | | | 1 | 0 | Live Trade |
| Wednesday, July 26, 2017 | gbpnzd | | | 126 | 1 | 0 | Session Recap |
| Wednesday, July 26, 2017 | eurgbp | | 1 | | 1 | 0 | IC Alerts |
| | | | | | 0 | 0 | |
| | | | | | 0 | 0 | |
| | | | | | 0 | 0 | |
| | | | | | 0 | 0 | |
| | | | | | 0 | 0 | |
| | | | | | 0 | 0 | |
| | | | | | 0 | 0 | |
| | | | | | 0 | 0 | |
| | | | | | 0 | 0 | |
| | | | | | 0 | 0 | |
| | | | | | 0 | 0 | |
| End of week 30 Total trades=11 | | 181 | 124 | 288 | | | 593 |
| Thursday, July 27, 2017 | gbpjpy | | | 65 | 1 | 0 | Session Recap |
| Sunday, July 30, 2017 | usdjpy | 22 | | | 1 | 0 | Live Trade |
| Tuesday, August 1, 2017 | euraud | | 60 | | 1 | 0 | IC Alerts |
| Tuesday, August 1, 2017 | gbpjpy | | | 69 | 1 | 0 | Session Recap |
| Tuesday, August 1, 2017 | gbpnzd | | | 117 | 1 | 0 | Session Recap |
| Wednesday, August 2, 2017 | audjpy | | | 45 | 1 | 0 | Session Recap |
| Wednesday, August 2, 2017 | gbpnzd | | | 108 | 1 | 0 | Session Recap |
| | | | | | 0 | 0 | |
| | | | | | 0 | 0 | |
| | | | | | 0 | 0 | |
| | | | | | 0 | 0 | |
| | | | | | 0 | 0 | |
| | | | | | 0 | 0 | |
| | | | | | 0 | 0 | |
| | | | | | 0 | 0 | |
| | | | | | 0 | 0 | |
| | | | | | 0 | 0 | |
| | | | | | 0 | 0 | |
| | | | | | 0 | 0 | |
| | | | | | 0 | 0 | |
| | | | | | 0 | 0 | |
| | | | | | 0 | 0 | |
| | | | | | 0 | 0 | |
| | | | | | 0 | 0 | |
| | | | | | 0 | 0 | |
| | | | | | 0 | 0 | |
| End of week 31 Total trades=7 | | 22 | 60 | 404 | | | 486 |

| | | | | | | | |
|---------------------------------------|--------|----|-----|-----|-----|---|---------------|
| Monday, August 7, 2017 | audjpy | 30 | | | 1 | 0 | Live Trade |
| Tuesday, August 8, 2017 | gbpjpy | | 74 | | 1 | 0 | IC Alerts |
| Tuesday, August 8, 2017 | cadjpy | | 43 | | 1 | 0 | IC Alerts |
| Tuesday, August 8, 2017 | gbpchf | | 117 | | 1 | 0 | IC Alerts |
| Tuesday, August 8, 2017 | nzdusd | 38 | | | 1 | 0 | Live Trade |
| Tuesday, August 8, 2017 | eurjpy | | | 117 | 1 | 0 | Session Recap |
| Tuesday, August 8, 2017 | audusd | 32 | | | 1 | 0 | Live Trade |
| Tuesday, August 8, 2017 | gbpusd | | | 37 | 1 | 0 | Session Recap |
| Tuesday, August 8, 2017 | audjpy | | | 97 | 1 | 0 | Session Recap |
| Wednesday, August 9, 2017 | nzdusd | | | 60 | 1 | 0 | Session Recap |
| Wednesday, August 9, 2017 | gbpjpy | | | 97 | 1 | 0 | Session Recap |
| | | | | | 0 | 0 | |
| | | | | | 0 | 0 | |
| | | | | | 0 | 0 | |
| | | | | | 0 | 0 | |
| | | | | | 0 | 0 | |
| | | | | | 0 | 0 | |
| | | | | | 0 | 0 | |
| | | | | | 0 | 0 | |
| | | | | | 0 | 0 | |
| | | | | | 0 | 0 | |
| | | | | | 0 | 0 | |
| | | | | | 0 | 0 | |
| | | | | | 0 | 0 | |
| End of week 32 Total trades=11 | | | 100 | 234 | 408 | | 742 |
| Tuesday, August 15, 2017 | audnzd | | | 63 | 1 | 0 | Session Recap |
| Wednesday, August 16, 2017 | eurjpy | | 62 | | 1 | 0 | IC Alerts |
| Wednesday, August 16, 2017 | usdjpy | | | 58 | 1 | 0 | Session Recap |
| Wednesday, August 16, 2017 | euraud | | | 66 | 1 | 0 | Session Recap |
| Wednesday, August 16, 2017 | gbpnzd | | | 93 | 1 | 0 | Session Recap |
| | | | | | 0 | 0 | |
| | | | | | 0 | 0 | |
| | | | | | 0 | 0 | |
| | | | | | 0 | 0 | |
| | | | | | 0 | 0 | |
| | | | | | 0 | 0 | |
| | | | | | 0 | 0 | |
| | | | | | 0 | 0 | |
| | | | | | 0 | 0 | |
| | | | | | 0 | 0 | |
| | | | | | 0 | 0 | |
| | | | | | 0 | 0 | |
| | | | | | 0 | 0 | |
| | | | | | 0 | 0 | |
| | | | | | 0 | 0 | |
| | | | | | 0 | 0 | |
| | | | | | 0 | 0 | |
| | | | | | 0 | 0 | |
| | | | | | 0 | 0 | |
| End of week 33 Total trades=5 | | | 0 | 62 | 280 | | 342 |
| Thursday, August 17, 2017 | gbpjpy | | | 52 | 1 | 0 | Session Recap |
| Thursday, August 17, 2017 | eurjpy | | | 71 | 1 | 0 | Session Recap |
| Tuesday, August 22, 2017 | gbpjpy | | | 71 | 1 | 0 | Session Recap |
| Tuesday, August 22, 2017 | gbpusd | 30 | | | 1 | 0 | Live Trade |
| Tuesday, August 22, 2017 | eurnzd | | 129 | | 1 | 0 | IC Alerts |
| Tuesday, August 22, 2017 | gbpnzd | | 102 | | 1 | 0 | IC Alerts |

| | | | | | | | |
|--------------------------------------|--------|----|-----|-----|---|---|---------------|
| | | | | | 0 | 0 | |
| | | | | | 0 | 0 | |
| | | | | | 0 | 0 | |
| | | | | | 0 | 0 | |
| | | | | | 0 | 0 | |
| End of week 38 Total trades=4 | | 0 | 0 | 464 | | | 464 |
| Tuesday, September 26, 2017 | usdjpy | | | 78 | 1 | 0 | Session Recap |
| Wednesday, September 27, 2017 | gbpusd | | | 74 | 1 | 0 | Session Recap |
| Wednesday, September 27, 2017 | gbpusd | | | 109 | 1 | 0 | Session Recap |
| | | | | | 0 | 0 | |
| | | | | | 0 | 0 | |
| | | | | | 0 | 0 | |
| | | | | | 0 | 0 | |
| | | | | | 0 | 0 | |
| | | | | | 0 | 0 | |
| | | | | | 0 | 0 | |
| | | | | | 0 | 0 | |
| | | | | | 0 | 0 | |
| | | | | | 0 | 0 | |
| | | | | | 0 | 0 | |
| | | | | | 0 | 0 | |
| | | | | | 0 | 0 | |
| | | | | | 0 | 0 | |
| | | | | | 0 | 0 | |
| | | | | | 0 | 0 | |
| | | | | | 0 | 0 | |
| | | | | | 0 | 0 | |
| End of week 39 Total trades=3 | | 0 | 0 | 261 | | | 261 |
| Monday, October 2, 2017 | eurgbp | | | 38 | 1 | 0 | Session Recap |
| Tuesday, October 3, 2017 | gbpjpy | 31 | | | 1 | 0 | Live Trade |
| Wednesday, October 4, 2017 | gbpjpy | | 124 | | 1 | 0 | IC Alerts |
| Wednesday, October 4, 2017 | gbpusd | | 73 | | 1 | 0 | IC Alerts |
| Wednesday, October 4, 2017 | cadjpy | | | 72 | 1 | 0 | Session Recap |
| Wednesday, October 4, 2017 | gbpaud | | | 139 | 1 | 0 | Session Recap |
| | | | | | 0 | 0 | |
| | | | | | 0 | 0 | |
| | | | | | 0 | 0 | |
| | | | | | 0 | 0 | |
| | | | | | 0 | 0 | |
| | | | | | 0 | 0 | |
| | | | | | 0 | 0 | |
| | | | | | 0 | 0 | |
| | | | | | 0 | 0 | |
| | | | | | 0 | 0 | |
| | | | | | 0 | 0 | |
| | | | | | 0 | 0 | |
| | | | | | 0 | 0 | |
| | | | | | 0 | 0 | |
| End of week 40 Total trades=6 | | 31 | 197 | 249 | | | 477 |

| | | | | | | | | |
|--------------------------------------|--------|--|----|-----|-----|---|---|---------------|
| Thursday, October 5, 2017 | audusd | | | 61 | | 1 | 0 | Session Recap |
| Wednesday, October 11, 2017 | eurgbp | | 60 | | | 1 | 0 | IC Alerts |
| Wednesday, October 11, 2017 | gbpjpy | | | 87 | | 1 | 0 | Session Recap |
| Wednesday, October 11, 2017 | gbpnzd | | | 79 | | 1 | 0 | Session Recap |
| Wednesday, October 11, 2017 | gbpchf | | | 65 | | 1 | 0 | Session Recap |
| | | | | | | 0 | 0 | |
| | | | | | | 0 | 0 | |
| | | | | | | 0 | 0 | |
| | | | | | | 0 | 0 | |
| | | | | | | 0 | 0 | |
| | | | | | | 0 | 0 | |
| | | | | | | 0 | 0 | |
| | | | | | | 0 | 0 | |
| | | | | | | 0 | 0 | |
| | | | | | | 0 | 0 | |
| | | | | | | 0 | 0 | |
| | | | | | | 0 | 0 | |
| | | | | | | 0 | 0 | |
| | | | | | | 0 | 0 | |
| | | | | | | 0 | 0 | |
| | | | | | | 0 | 0 | |
| End of week 41 Total trades=5 | | | 0 | 60 | 292 | | | 352 |
| Thursday, October 12, 2017 | eurnzd | | 50 | | | 1 | 0 | IC Alerts |
| Monday, October 16, 2017 | eurusd | | 43 | | | 1 | 0 | IC Alerts |
| Monday, October 16, 2017 | gbpusd | | | 53 | | 1 | 0 | Session Recap |
| Monday, October 16, 2017 | gbpau | | | 77 | | 1 | 0 | Session Recap |
| Tuesday, October 17, 2017 | eurjpy | | | 54 | | 1 | 0 | Session Recap |
| Tuesday, October 17, 2017 | usdjpy | | | 57 | | 1 | 0 | Session Recap |
| Wednesday, October 18, 2017 | gbpjpy | | 78 | | | 1 | 0 | IC Alerts |
| Wednesday, October 18, 2017 | eurnzd | | | 269 | | 1 | 0 | Session Recap |
| Wednesday, October 18, 2017 | gbpnzd | | | 225 | | 1 | 0 | Session Recap |
| | | | | | | 0 | 0 | |
| | | | | | | 0 | 0 | |
| | | | | | | 0 | 0 | |
| | | | | | | 0 | 0 | |
| | | | | | | 0 | 0 | |
| | | | | | | 0 | 0 | |
| | | | | | | 0 | 0 | |
| | | | | | | 0 | 0 | |
| | | | | | | 0 | 0 | |
| | | | | | | 0 | 0 | |
| | | | | | | 0 | 0 | |
| | | | | | | 0 | 0 | |
| | | | | | | 0 | 0 | |
| End of week 42 Total trades=9 | | | 0 | 171 | 735 | | | 906 |
| Thursday, October 19, 2017 | gbpnzd | | | 214 | | 1 | 0 | Session Recap |
| Monday, October 23, 2017 | nzdusd | | | 48 | | 1 | 0 | Session Recap |
| Monday, October 23, 2017 | audusd | | | 55 | | 1 | 0 | Session Recap |
| Tuesday, October 24, 2017 | gbpusd | | | 71 | | 1 | 0 | Session Recap |
| Tuesday, October 24, 2017 | audjpy | | | 68 | | 1 | 0 | Session Recap |
| Tuesday, October 24, 2017 | euraud | | | 85 | | 1 | 0 | Session Recap |

| | | | | | | | |
|--------------------------------------|--------|----|----|-----|---|---|---------------|
| Wednesday, October 25, 2017 | eurgbp | 52 | | | 1 | 0 | Live Trade |
| Wednesday, October 25, 2017 | nzdjpy | | | 5 | 1 | 0 | Session Recap |
| | | | | | 0 | 0 | |
| | | | | | 0 | 0 | |
| | | | | | 0 | 0 | |
| | | | | | 0 | 0 | |
| | | | | | 0 | 0 | |
| | | | | | 0 | 0 | |
| | | | | | 0 | 0 | |
| | | | | | 0 | 0 | |
| | | | | | 0 | 0 | |
| | | | | | 0 | 0 | |
| | | | | | 0 | 0 | |
| | | | | | 0 | 0 | |
| | | | | | 0 | 0 | |
| | | | | | 0 | 0 | |
| | | | | | 0 | 0 | |
| | | | | | 0 | 0 | |
| | | | | | 0 | 0 | |
| | | | | | 0 | 0 | |
| | | | | | 0 | 0 | |
| End of week 43 Total trades=8 | | 52 | 0 | 546 | | | 598 |
| Thursday, October 26, 2017 | eurgbp | | | 69 | 1 | 0 | Session Recap |
| Thursday, October 26, 2017 | nzdjpy | | | 49 | 1 | 0 | Session Recap |
| Monday, October 30, 2017 | audjpy | 1 | | | 1 | 0 | Live Trade |
| Tuesday, October 31, 2017 | gbpjpy | | | 59 | 1 | 0 | Session Recap |
| Tuesday, October 31, 2017 | eurgbp | | | 67 | 1 | 0 | Session Recap |
| | | | | | 0 | 0 | |
| | | | | | 0 | 0 | |
| | | | | | 0 | 0 | |
| | | | | | 0 | 0 | |
| | | | | | 0 | 0 | |
| | | | | | 0 | 0 | |
| | | | | | 0 | 0 | |
| | | | | | 0 | 0 | |
| | | | | | 0 | 0 | |
| | | | | | 0 | 0 | |
| | | | | | 0 | 0 | |
| | | | | | 0 | 0 | |
| | | | | | 0 | 0 | |
| | | | | | 0 | 0 | |
| | | | | | 0 | 0 | |
| | | | | | 0 | 0 | |
| | | | | | 0 | 0 | |
| End of week 44 Total trades=5 | | 1 | 0 | 244 | | | 245 |
| Monday, November 6, 2017 | eurjpy | | | 50 | 1 | 0 | Session Recap |
| Monday, November 6, 2017 | eurnzd | | | 98 | 1 | 0 | Session Recap |
| Tuesday, November 7, 2017 | eurjpy | | 46 | | 1 | 0 | IC Alerts |
| Tuesday, November 7, 2017 | gbpjpy | | | 98 | 1 | 0 | Session Recap |
| Tuesday, November 7, 2017 | audusd | 1 | | | 1 | 0 | Live Trade |
| Wednesday, November 8, 2017 | eurjpy | | | 81 | 1 | 0 | Session Recap |
| Wednesday, November 8, 2017 | eurnzd | | | 74 | 1 | 0 | Session Recap |
| Wednesday, November 8, 2017 | gbpnzd | | | 14 | 1 | 0 | Session Recap |
| | | | | | 0 | 0 | |
| | | | | | 0 | 0 | |
| | | | | | 0 | 0 | |
| | | | | | 0 | 0 | |

| | | | | | | | |
|---------------------------------------|--------|-----|-----|-----|---|---|---------------|
| | | | | | 0 | 0 | |
| | | | | | 0 | 0 | |
| | | | | | 0 | 0 | |
| | | | | | 0 | 0 | |
| | | | | | 0 | 0 | |
| End of week 47 Total trades=2 | | 0 | 0 | 262 | | | 262 |
| Monday, November 27, 2017 | gbpaud | | 67 | | 1 | 0 | IC Alerts |
| Monday, November 27, 2017 | eurnzd | | 67 | | 1 | 0 | IC Alerts |
| Monday, November 27, 2017 | gbpjpy | | | 44 | 1 | 0 | Session Recap |
| Monday, November 27, 2017 | gbpnzd | | | 134 | 1 | 0 | Session Recap |
| Monday, November 27, 2017 | audnzd | | | 70 | 1 | 0 | Session Recap |
| Tuesday, November 28, 2017 | gbpjpy | 64 | | | 1 | 0 | Live Trade |
| Tuesday, November 28, 2017 | audusd | | | 44 | 1 | 0 | Session Recap |
| Wednesday, November 29, 2017 | gbpaud | | 68 | | 1 | 0 | IC Alerts |
| Wednesday, November 29, 2017 | gbpnzd | | | 125 | 1 | 0 | Session Recap |
| Thursday, November 30, 2017 | gbpusd | 53 | | | 1 | 0 | Live Trade |
| | | | | | 0 | 0 | |
| | | | | | 0 | 0 | |
| | | | | | 0 | 0 | |
| | | | | | 0 | 0 | |
| | | | | | 0 | 0 | |
| | | | | | 0 | 0 | |
| | | | | | 0 | 0 | |
| | | | | | 0 | 0 | |
| | | | | | 0 | 0 | |
| | | | | | 0 | 0 | |
| | | | | | 0 | 0 | |
| | | | | | 0 | 0 | |
| | | | | | 0 | 0 | |
| End of week 48 Total trades=10 | | 117 | 202 | 417 | | | 736 |
| Friday, December 1, 2017 | gbpnzd | | | 117 | 1 | 0 | Session Recap |
| Monday, December 4, 2017 | gbpjpy | | 82 | | 1 | 0 | IC Alerts |
| Monday, December 4, 2017 | gbpaud | | 86 | | 1 | 0 | IC Alerts |
| Monday, December 4, 2017 | gbpnzd | | | 132 | 1 | 0 | Session Recap |
| Tuesday, December 5, 2017 | eurjpy | | 81 | | 1 | 0 | IC Alerts |
| Tuesday, December 5, 2017 | eurnzd | | 52 | | 1 | 0 | IC Alerts |
| Tuesday, December 5, 2017 | gbpjpy | | | 92 | 1 | 0 | Session Recap |
| Tuesday, December 5, 2017 | gbpusd | | | 53 | 1 | 0 | Session Recap |
| Tuesday, December 5, 2017 | gbpaud | | | 84 | 1 | 0 | Session Recap |
| Tuesday, December 5, 2017 | gbpnzd | | | 131 | 1 | 0 | Session Recap |
| Wednesday, December 6, 2017 | usdjpy | | 22 | | 1 | 0 | IC Alerts |
| Wednesday, December 6, 2017 | gbpaud | | 103 | | 1 | 0 | IC Alerts |
| Wednesday, December 6, 2017 | gbpusd | | | 43 | 1 | 0 | Session Recap |
| | | | | | 0 | 0 | |
| | | | | | 0 | 0 | |
| | | | | | 0 | 0 | |
| | | | | | 0 | 0 | |
| | | | | | 0 | 0 | |
| | | | | | 0 | 0 | |
| | | | | | 0 | 0 | |
| | | | | | 0 | 0 | |
| | | | | | 0 | 0 | |
| | | | | | 0 | 0 | |
| | | | | | 0 | 0 | |
| End of week 49 Total trades=13 | | 0 | 426 | 652 | | | 1078 |

| | | | | | | | |
|--------------------------------------|--------|----|----|-----|-----|---|---------------|
| Monday, December 11, 2017 | eurnzd | | 63 | | 1 | 0 | IC Alerts |
| Monday, December 11, 2017 | eurusd | | | 46 | 1 | 0 | Session Recap |
| Monday, December 11, 2017 | euraud | | | 115 | 1 | 0 | Session Recap |
| Monday, December 11, 2017 | gbpnzd | | | 98 | 1 | 0 | Session Recap |
| Wednesday, December 13, 2017 | audCHF | | 47 | | 1 | 0 | IC Alerts |
| Wednesday, December 13, 2017 | gbpAUD | | | 33 | 1 | 0 | Session Recap |
| Thursday, December 14, 2017 | usdjpy | | 41 | | 1 | 0 | IC Alerts |
| | | | | | 0 | 0 | |
| | | | | | 0 | 0 | |
| | | | | | 0 | 0 | |
| | | | | | 0 | 0 | |
| | | | | | 0 | 0 | |
| | | | | | 0 | 0 | |
| | | | | | 0 | 0 | |
| | | | | | 0 | 0 | |
| | | | | | 0 | 0 | |
| | | | | | 0 | 0 | |
| | | | | | 0 | 0 | |
| | | | | | 0 | 0 | |
| | | | | | 0 | 0 | |
| | | | | | 0 | 0 | |
| | | | | | 0 | 0 | |
| | | | | | 0 | 0 | |
| | | | | | 0 | 0 | |
| End of week 50 Total trades=7 | | | 0 | 151 | 292 | | 443 |
| Tuesday, December 19, 2017 | gbpjpy | | 48 | | 1 | 0 | IC Alerts |
| Tuesday, December 19, 2017 | eurjpy | 74 | | | 1 | 0 | Live Trade |
| Tuesday, December 19, 2017 | eurnzd | | | 127 | 1 | 0 | Session Recap |
| Tuesday, December 19, 2017 | gbpnzd | | | 156 | 1 | 0 | Session Recap |
| Wednesday, December 20, 2017 | euraud | | 61 | | 1 | 0 | IC Alerts |
| Wednesday, December 20, 2017 | usdcad | | | 65 | 1 | 0 | Session Recap |
| Wednesday, December 20, 2017 | eurnzd | | | 65 | 1 | 0 | Session Recap |
| Wednesday, December 20, 2017 | gbpnzd | | | 144 | 1 | 0 | Session Recap |
| | | | | | 0 | 0 | |
| | | | | | 0 | 0 | |
| | | | | | 0 | 0 | |
| | | | | | 0 | 0 | |
| | | | | | 0 | 0 | |
| | | | | | 0 | 0 | |
| | | | | | 0 | 0 | |
| | | | | | 0 | 0 | |
| | | | | | 0 | 0 | |
| | | | | | 0 | 0 | |
| | | | | | 0 | 0 | |
| | | | | | 0 | 0 | |
| | | | | | 0 | 0 | |
| End of week 51 Total trades=8 | | | 74 | 109 | 557 | | 740 |

| | | | | | |
|----------------------------|--|---------------|----------------|--------------|----------------|
| 51 weeks of trading so far | Number of trades made for each Currency during the year 2017 | | | | |
| 1) gbpnzd= 37 | 6) usdjpy= 26 | 9) euraud= 37 | 14) audusd= 17 | 18) nzdsd= 9 | 20) cadjpy= 10 |

| | | | | | |
|-------------------------|------------------------|-------------------------|------------------------|------------------------|------------------------|
| 2) gbpaud= 40 | 7) usdcad= 6 | 10) eurUSD= 5 | 15) audjpy= 18 | 19) nzdjpy= 10 | |
| 3) gbpUSD= 29 | 8) usdCHF= 1 | 11) eurGBP= 19 | 16) audCHF= 5 | | |
| 4) gbpjpy= 44 | | 12) eurjpy= 36 | 17) audNZD= 16 | | |
| 5) gbpCHF= 18 | | 13) eurnzd= 28 | | | |
| Total GBP's= 168 | Total USD's= 33 | Total EUR's= 125 | total AUD's= 56 | Total NZD's= 19 | total CAD's= 10 |

| | Average pips made per month | Number of trades per month | Average pips made per trade | comments |
|--------------|-----------------------------|----------------------------|-----------------------------|----------|
| JANUARY | 2228 | 39 | 57.13 | |
| FEBRUARY | 2525 | 41 | 61.59 | |
| MARCH | 2133 | 43 | 49.60 | |
| APRIL | 1633 | 32 | 51.03 | |
| MAY | 2159 | 50 | 43.18 | |
| JUNE | 1526 | 36 | 42.39 | |
| JULY | 1450 | 28 | 51.79 | |
| AUGUST | 2477 | 34 | 72.85 | |
| SEPTEMBER | 1924 | 21 | 91.62 | |
| OCTOBER | 2578 | 33 | 78.12 | |
| NOVEMBER | 1989 | 28 | 71.04 | |
| DECEMBER | 2261 | 28 | 80.75 | |
| YEARLY TOTAL | 24883 | 413 | 60.25 | |

| | Number of open trades closed on | Number of pips made in trades | % of the Total pips made | Winners | Losers | % Winners | % Losers |
|-----------|---------------------------------|-------------------------------|--------------------------|---------|--------|-----------|----------|
| MONDAY | 101 | 5360 | 21.69% | 91 | 10 | 90.10% | 9.90% |
| TUESDAY | 131 | 7525 | 30.45% | 117 | 14 | 89.31% | 10.69% |
| WEDNESDAY | 107 | 7258 | 29.37% | 104 | 3 | 97.20% | 2.80% |
| THURSDAY | 56 | 3472 | 14.05% | 54 | 2 | 96.43% | 3.57% |
| FRIDAY | 17 | 1246 | 5.04% | 17 | 0 | 100.00% | 0.00% |

| | Average pip winner size | Average pip loser size | Profit Factor | Average net pip made per trade |
|-----------|-------------------------|------------------------|---------------|--------------------------------|
| MONDAY | 55.38 | -32.00 | 1.73 | 46.73 |
| TUESDAY | 61.97 | -19.57 | 3.17 | 53.26 |
| WEDNESDAY | 69.47 | -11.00 | 6.32 | 67.21 |
| THURSDAY | 63.20 | -29.50 | 2.14 | 59.89 |
| FRIDAY | 73.29 | 0.00 | 0.00 | 73.29 |

*assumes a 30 pip stop per microlot , \$150*2%=\$3

30 pips*.10 per microlot=\$3

you want a profit factor greater than 2

** the expected return to the amount of capital at risk taken (30 pips per microlot)

to achieve these returns. This should be >1

*** this statistic is considered the expected profitability/unprofitability of the next trade

| Currencies | Total winning pips | Total losing pips | Total winning trades | Total losing trades | Average win % | Average winner size | Average loss % | Average loser size | Average net pip made per trade | ROI (\$150 margin per microlot traded)* |
|------------|--------------------|-------------------|----------------------|---------------------|---------------|---------------------|----------------|--------------------|--------------------------------|---|
| gbpNZD | 4126 | 0 | 37 | 0 | 100.00% | 111.51 | 0.00% | 0.00 | 111.51 | 275.07% |
| gbpAUD | 2879 | -25 | 39 | 1 | 97.50% | 73.82 | 2.50% | -25.00 | 71.35 | 190.27% |
| gbpUSD | 1659 | -12 | 28 | 1 | 96.55% | 59.25 | 3.45% | -12.00 | 56.79 | 109.80% |
| gbpjpy | 3219 | -152 | 39 | 5 | 88.64% | 82.54 | 11.36% | -30.40 | 69.70 | 204.47% |
| gbpCHF | 994 | -9 | 16 | 2 | 88.89% | 62.13 | 11.11% | -4.50 | 54.72 | 65.67% |
| usdjpy | 1429 | 0 | 26 | 0 | 100.00% | 54.96 | 0.00% | 0.00 | 54.96 | 95.27% |
| usdcad | 172 | -28 | 4 | 2 | 66.67% | 43.00 | 33.33% | -14.00 | 24.00 | 9.60% |

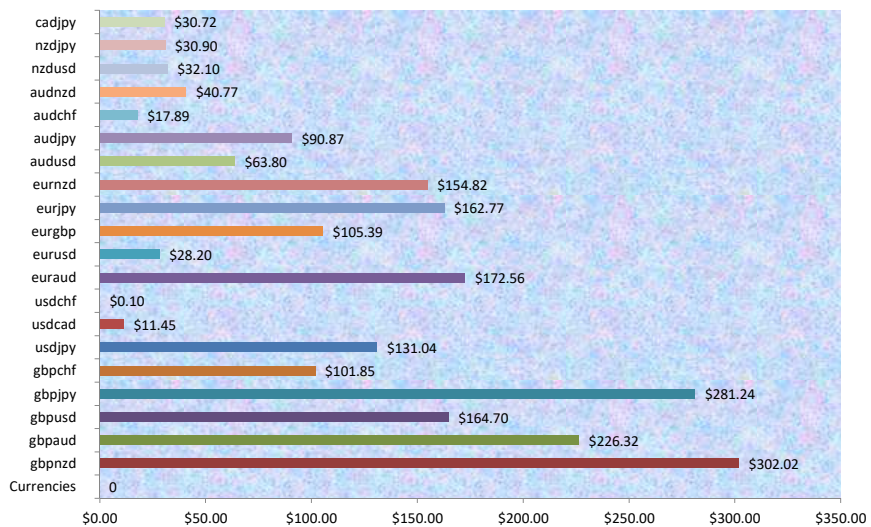
| | | | | | | | | | | |
|---------|-------|------|-----|----|---------|-------|--------|--------|-------|----------|
| usdchf | 1 | 0 | 1 | 0 | 100.00% | 1.00 | 0.00% | 0.00 | 1.00 | 0.07% |
| euraud | 2268 | -92 | 34 | 3 | 91.89% | 66.71 | 8.11% | -30.67 | 58.81 | 145.07% |
| eurusd | 282 | 0 | 5 | 0 | 100.00% | 56.40 | 0.00% | 0.00 | 56.40 | 18.80% |
| eurgbp | 877 | -60 | 16 | 3 | 84.21% | 54.81 | 15.79% | -20.00 | 43.00 | 54.47% |
| eurjpy | 1918 | -143 | 30 | 6 | 83.33% | 63.93 | 16.67% | -23.83 | 49.31 | 118.33% |
| eurnzd | 2157 | -42 | 27 | 1 | 96.43% | 79.89 | 3.57% | -42.00 | 75.54 | 141.00% |
| audusd | 638 | 0 | 17 | 0 | 100.00% | 37.53 | 0.00% | 0.00 | 37.53 | 42.53% |
| audjpy | 991 | 0 | 18 | 0 | 100.00% | 55.06 | 0.00% | 0.00 | 55.06 | 66.07% |
| audchf | 173 | 0 | 5 | 0 | 100.00% | 34.60 | 0.00% | 0.00 | 34.60 | 11.53% |
| audnzd | 604 | -47 | 14 | 2 | 87.50% | 43.14 | 12.50% | -23.50 | 34.81 | 37.13% |
| nzdusd | 341 | -20 | 7 | 2 | 77.78% | 48.71 | 22.22% | -10.00 | 35.67 | 21.40% |
| nzdjpy | 337 | 0 | 10 | 0 | 100.00% | 33.70 | 0.00% | 0.00 | 33.70 | 22.47% |
| cadjpy | 391 | -56 | 9 | 1 | 90.00% | 43.44 | 10.00% | -56.00 | 33.50 | 22.33% |
| Totals= | 25456 | -686 | 382 | 29 | 92.98% | 66.64 | 7.02% | -23.66 | 60.30 | 1651.33% |

| Currencies | Profit factor | Payoff Ratio ** | Expected Payoff *** | 8/21/2017 micro Rate exch to USD | Total gain per microlot traded | Realized gain in US Dollars | % ROI per currency per week | % ROI per year (51wks) | Average number of pips a currency makes each month |
|------------|---------------|-----------------|---------------------|----------------------------------|--------------------------------|-----------------------------|-----------------------------|------------------------|--|
| gbpnzd | | 3.72 | 3.01 | 0.0732 | \$412.60 | \$302.02 | 5.39% | 275.07% | 343.83 |
| gbpau | 115.16 | 2.38 | 1.78 | 0.0793 | \$285.40 | \$226.32 | 3.73% | 190.27% | 237.83 |
| gbpusd | 138.25 | 1.89 | 1.96 | 0.1 | \$164.70 | \$164.70 | 2.15% | 109.80% | 137.25 |
| gbpjpy | 21.18 | 2.32 | 1.58 | 0.0917 | \$306.70 | \$281.24 | 4.01% | 204.47% | 255.58 |
| gbpchf | 110.44 | 1.82 | 3.04 | 0.1034 | \$98.50 | \$101.85 | 1.29% | 65.67% | 82.08 |
| usdjpy | | 1.83 | 2.11 | 0.0917 | \$142.90 | \$131.04 | 1.87% | 95.27% | 119.08 |
| usdcad | 6.14 | 0.80 | 4.00 | 0.0795 | \$14.40 | \$11.45 | 0.19% | 9.60% | 12.00 |
| usdchf | | 0.03 | 1.00 | 0.1034 | \$0.10 | \$0.10 | 0.00% | 0.07% | 0.08 |
| euraud | 24.65 | 1.96 | 1.59 | 0.0793 | \$217.60 | \$172.56 | 2.84% | 145.07% | 181.33 |
| eurusd | | 1.88 | 11.28 | 0.1 | \$28.20 | \$28.20 | 0.37% | 18.80% | 23.50 |
| eurgbp | 14.62 | 1.43 | 2.26 | 0.129 | \$81.70 | \$105.39 | 1.07% | 54.47% | 68.08 |
| eurjpy | 13.41 | 1.64 | 1.37 | 0.0917 | \$177.50 | \$162.77 | 2.32% | 118.33% | 147.92 |
| eurnzd | 51.36 | 2.52 | 2.70 | 0.0732 | \$211.50 | \$154.82 | 2.76% | 141.00% | 176.25 |
| audusd | | 1.25 | 2.21 | 0.1 | \$63.80 | \$63.80 | 0.83% | 42.53% | 53.17 |
| audjpy | | 1.84 | 3.06 | 0.0917 | \$99.10 | \$90.87 | 1.30% | 66.07% | 82.58 |
| audchf | | 1.15 | 6.92 | 0.1034 | \$17.30 | \$17.89 | 0.23% | 11.53% | 14.42 |
| audnzd | 12.85 | 1.16 | 2.18 | 0.0732 | \$55.70 | \$40.77 | 0.73% | 37.13% | 46.42 |
| nzdusd | 17.05 | 1.19 | 3.96 | 0.1 | \$32.10 | \$32.10 | 0.42% | 21.40% | 26.75 |
| nzdjpy | | 1.12 | 3.37 | 0.0917 | \$33.70 | \$30.90 | 0.44% | 22.47% | 28.08 |
| cadjpy | 6.98 | 1.12 | 3.35 | 0.0917 | \$33.50 | \$30.72 | 0.44% | 22.33% | 27.92 |
| Totals= | 37.11 | 2.01 | 0.15 | | \$2,477.00 | \$2,149.52 | | | |

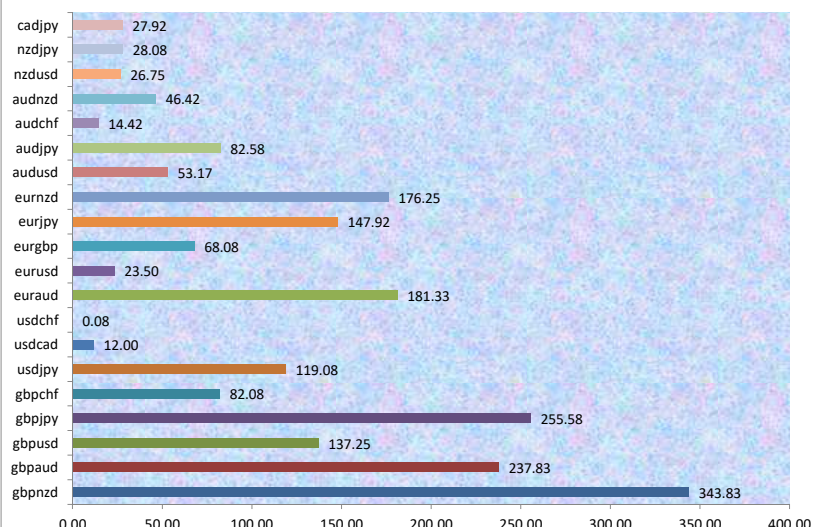
| range of pips made or lost | Number of trades per range | Average price of pips per range | % of the total trades per range | % of the total pips per range |
|----------------------------|----------------------------|---------------------------------|---------------------------------|-------------------------------|
| -90 to -1 | 29 | -23.66 | 7.02% | -3.35% |
| 1 to 30 | 60 | 19.98 | 14.53% | 2.83% |
| 31 to 55 | 109 | 43.34 | 26.39% | 6.14% |
| 56 to 75 | 85 | 66.02 | 20.58% | 9.36% |
| 76 to 110 | 80 | 90.10 | 19.37% | 12.77% |
| 111 to 150 | 38 | 126.18 | 9.20% | 17.88% |
| 151 to 200 | 5 | 158.20 | 1.21% | 22.42% |
| 200 to 300 | 5 | 225.40 | 1.21% | 31.95% |

8.14 \$3,661.76 account size needed to trade 3 microlots for the average total
 Maximum number of trades in any week=16 of trades if ave trades were open at the same time each week

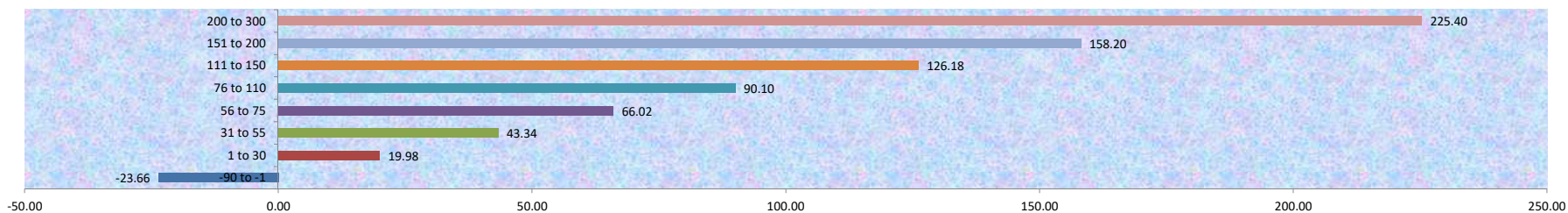
Realized gain for each microlot traded



Average number of pips a currency makes each month



Average price of pips per range



| Currencies | Live Trade pips made |
|------------|----------------------|
| gbpusd | 332 |
| gbpjpy | 552 |
| cadjpy | 40 |
| euraud | 209 |
| eurGBP | 76 |
| eurjpy | 671 |
| gbpCHF | 140 |

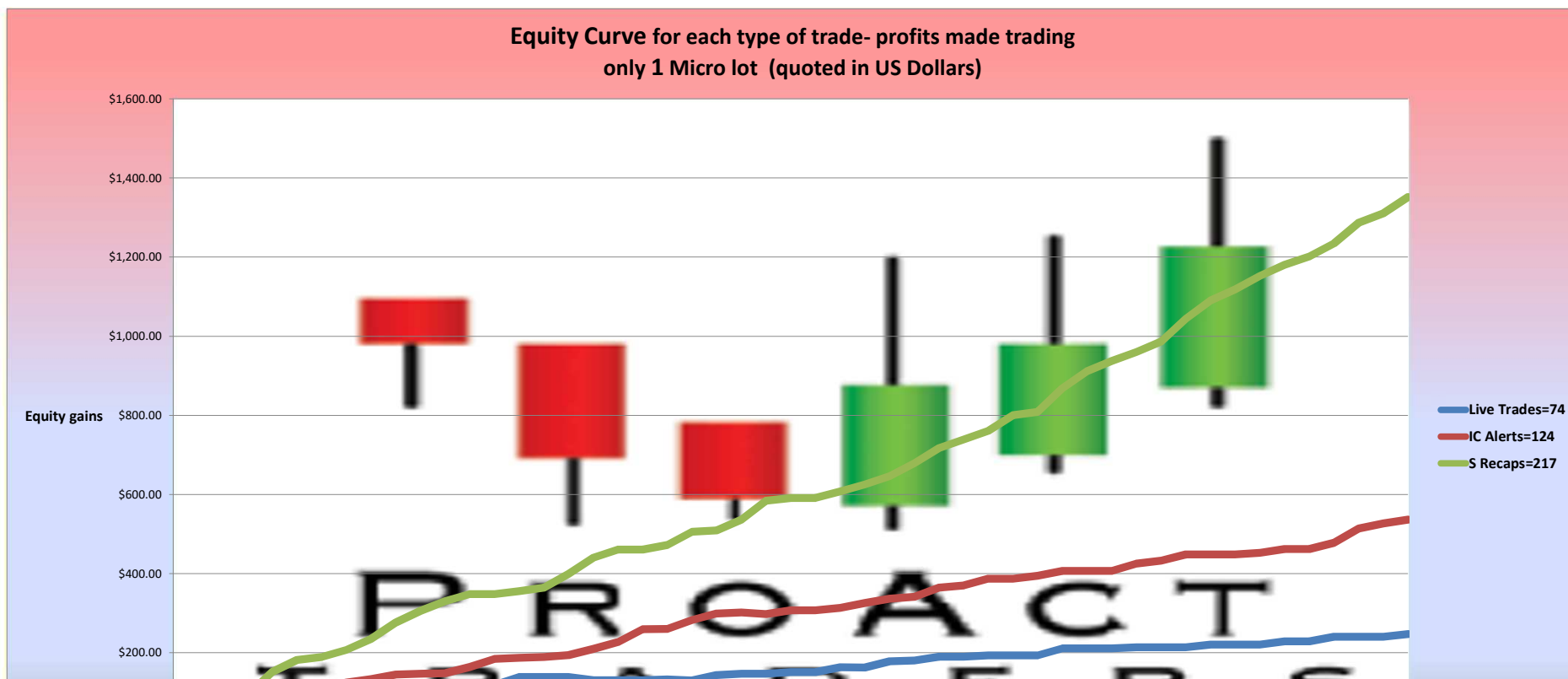
| Currencies | IC Alert pips made |
|------------|--------------------|
| gbpusd | 475 |
| gbpjpy | 1059 |
| audCHF | 136 |
| audjpy | 226 |
| audnzd | 125 |
| euraud | 871 |
| eurGBP | 169 |

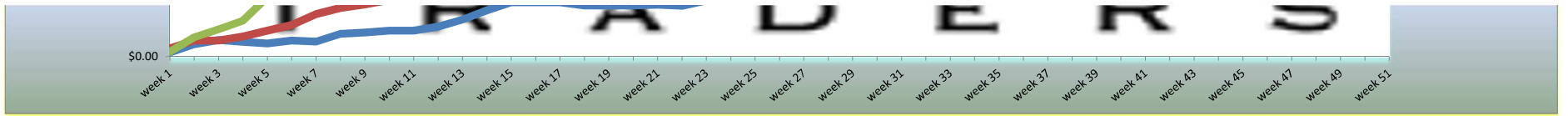
| Currencies | Session Recap pips made |
|------------|-------------------------|
| gbpusd | 840 |
| gbpjpy | 1456 |
| audjpy | 638 |
| audnzd | 459 |
| audusd | 446 |
| cadjpy | 169 |
| euraud | 1096 |

| | |
|-------------------------|-------------|
| nzdusd | 37 |
| usdcad | -6 |
| usdjpy | 196 |
| eurnzd | 124 |
| audusd | 112 |
| gbpaud | 30 |
| audjpy | 127 |
| nzdjpy | 40 |
| audnzd | -27 |
| Jan to Dec Total | 2653 |

| | |
|-------------------------|-------------|
| eurusd | 95 |
| gbpaud | 1008 |
| gbpchf | 235 |
| usdcad | 75 |
| usdjpy | 386 |
| eurnzd | 427 |
| audusd | 80 |
| gbpnzd | 288 |
| nzdjpy | 86 |
| eurjpy | 261 |
| cadjpy | 126 |
| nzdusd | -19 |
| Jan to Dec Total | 6109 |

| | |
|-------------------------|--------------|
| eurusd | 187 |
| gbpaud | 1729 |
| gbpchf | 610 |
| gbpnzd | 3838 |
| usdjpy | 847 |
| eurgbp | 572 |
| nzdjpy | 211 |
| eurjpy | 761 |
| eurnzd | 1564 |
| nzdusd | 303 |
| audCHF | 37 |
| audjud | 44 |
| usdcad | 75 |
| gbpauud | 69 |
| usdCHF | 1 |
| Jan to Dec Total | 15952 |





| PROFIT MADE TRADING ONLY 1 MICROLOT PER TRADE (IN US DOLLARS) | | | | | CUMULATIVE % GAIN (return on \$150 margin) | | | AVERAGE WEEKLY % GAIN | | |
|---|---|---------------|--------------|--------------------------|--|-----------|----------|-----------------------|-----------|----------|
| Base on \$150 margin per microlot traded | Cumulative Total for each type of trade | | | Cumulative all Trades | Live trades | IC Alerts | S Recaps | Live trades | IC Alerts | S Recaps |
| | Live Trades=74 | IC Alerts=124 | S Recaps=217 | | | | | | | |
| week 1 | \$10.45 | \$21.49 | \$12.85 | \$44.79 | 6.96% | 14.33% | 8.57% | 6.96% | 14.33% | 8.57% |
| week 2 | \$31.56 | \$40.94 | \$49.51 | \$122.01 | 21.04% | 27.29% | 33.01% | 10.52% | 13.65% | 16.50% |
| week 3 | \$42.40 | \$40.94 | \$69.90 | \$153.23 | 28.26% | 27.29% | 46.60% | 9.42% | 9.10% | 15.53% |
| week 4 | \$38.05 | \$51.31 | \$91.69 | \$181.05 | 25.37% | 34.21% | 61.12% | 6.34% | 8.55% | 15.28% |
| week 5 | \$33.56 | \$66.44 | \$151.75 | \$251.75 | 22.37% | 44.30% | 101.17% | 4.47% | 8.86% | 20.23% |
| week 6 | \$41.56 | \$80.52 | \$181.91 | \$303.99 | 27.70% | 53.68% | 121.27% | 4.62% | 8.95% | 20.21% |
| week 7 | \$38.62 | \$109.01 | \$189.21 | \$336.84 | 25.75% | 72.68% | 126.14% | 3.68% | 10.38% | 18.02% |
| week 8 | \$58.61 | \$124.59 | \$206.72 | \$389.92 | 39.07% | 83.06% | 137.82% | 4.88% | 10.38% | 17.23% |
| week 9 | \$61.91 | \$133.19 | \$234.91 | \$430.01 | 41.27% | 88.79% | 156.61% | 4.59% | 9.87% | 17.40% |
| week 10 | \$66.21 | \$144.99 | \$276.79 | \$487.99 | 44.14% | 96.66% | 184.53% | 4.41% | 9.67% | 18.45% |
| week 11 | \$66.30 | \$146.75 | \$305.66 | \$518.71 | 44.20% | 97.83% | 203.77% | 4.02% | 8.89% | 18.52% |
| week 12 | \$76.55 | \$148.28 | \$330.71 | \$555.55 | 51.03% | 98.86% | 220.47% | 4.25% | 8.24% | 18.37% |
| week 13 | \$94.58 | \$163.74 | \$348.51 | \$606.83 | 63.05% | 109.16% | 232.34% | 4.85% | 8.40% | 17.87% |
| week 14 | \$118.11 | \$184.33 | \$348.51 | \$650.95 | 78.74% | 122.88% | 232.34% | 5.62% | 8.78% | 16.60% |
| week 15 | \$139.07 | \$187.38 | \$355.67 | \$682.12 | 92.72% | 124.92% | 237.11% | 6.18% | 8.33% | 15.81% |
| week 16 | \$139.07 | \$189.58 | \$364.32 | \$692.97 | 92.72% | 126.39% | 242.88% | 5.79% | 7.90% | 15.18% |
| week 17 | \$139.07 | \$194.18 | \$399.53 | \$732.78 | 92.72% | 129.45% | 266.35% | 5.45% | 7.61% | 15.67% |
| week 18 | \$130.51 | \$209.96 | \$440.10 | \$780.57 | 87.00% | 139.98% | 293.40% | 4.83% | 7.78% | 16.30% |
| week 19 | \$130.59 | \$226.59 | \$460.79 | \$817.96 | 87.06% | 151.06% | 307.19% | 4.58% | 7.95% | 16.17% |
| week 20 | \$130.77 | \$259.49 | \$460.79 | \$851.04 | 87.18% | 172.99% | 307.19% | 4.36% | 8.65% | 15.36% |
| week 21 | \$132.58 | \$260.07 | \$472.43 | \$865.08 | 88.39% | 173.38% | 314.95% | 4.21% | 8.26% | 15.00% |
| week 22 | \$130.10 | \$282.64 | \$505.48 | \$918.22 | 86.74% | 188.42% | 336.98% | 3.94% | 8.56% | 15.32% |
| week 23 | \$143.86 | \$298.79 | \$509.21 | \$951.86 | 95.91% | 199.19% | 339.47% | 4.17% | 8.66% | 14.76% |
| week 24 | \$147.31 | \$301.62 | \$536.49 | \$985.42 | 98.20% | 201.08% | 357.66% | 4.09% | 8.38% | 14.90% |
| week 25 | \$147.31 | \$297.83 | \$584.14 | \$1,029.28 | 98.20% | 198.55% | 389.43% | 3.93% | 7.94% | 15.58% |
| week 26 | \$151.01 | \$307.35 | \$590.92 | \$1,049.29 | 100.68% | 204.90% | 393.95% | 3.87% | 7.88% | 15.15% |
| week 27 | \$151.01 | \$307.35 | \$591.03 | \$1,049.39 | 100.68% | 204.90% | 394.02% | 3.73% | 7.59% | 14.59% |
| week 28 | \$163.38 | \$313.40 | \$607.16 | \$1,083.95 | 108.92% | 208.93% | 404.78% | 3.89% | 7.46% | 14.46% |
| week 29 | \$162.74 | \$325.55 | \$625.07 | \$1,113.35 | 108.49% | 217.03% | 416.71% | 3.74% | 7.48% | 14.37% |
| week 30 | \$178.44 | \$336.96 | \$646.15 | \$1,161.55 | 118.96% | 224.64% | 430.77% | 3.97% | 7.49% | 14.36% |
| week 31 | \$180.46 | \$341.72 | \$679.03 | \$1,201.21 | 120.31% | 227.81% | 452.69% | 3.88% | 7.35% | 14.60% |
| week 32 | \$190.21 | \$364.54 | \$717.25 | \$1,272.00 | 126.81% | 243.03% | 478.17% | 3.96% | 7.59% | 14.94% |
| week 33 | \$190.21 | \$370.23 | \$739.22 | \$1,299.66 | 126.81% | 246.82% | 492.81% | 3.84% | 7.48% | 14.93% |
| week 34 | \$193.21 | \$387.14 | \$760.67 | \$1,341.02 | 128.81% | 258.09% | 507.11% | 3.79% | 7.59% | 14.92% |
| week 35 | \$193.21 | \$387.14 | \$800.19 | \$1,380.54 | 128.81% | 258.09% | 533.46% | 3.68% | 7.37% | 15.24% |
| week 36 | \$193.21 | \$394.78 | \$808.90 | \$1,396.89 | 128.81% | 263.18% | 539.27% | 3.58% | 7.31% | 14.98% |
| week 37 | \$210.93 | \$406.70 | \$869.04 | \$1,486.67 | 140.62% | 271.13% | 579.36% | 3.80% | 7.33% | 15.66% |
| week 38 | \$210.93 | \$406.70 | \$911.88 | \$1,529.51 | 140.62% | 271.13% | 607.92% | 3.70% | 7.14% | 16.00% |

| | | | | | | | | | | |
|---------|----------|----------|------------|------------|---------|---------|---------|-------|-------|--------|
| week 39 | \$210.93 | \$406.70 | \$937.34 | \$1,554.96 | 140.62% | 271.13% | 624.89% | 3.61% | 6.95% | 16.02% |
| week 40 | \$213.77 | \$425.37 | \$959.86 | \$1,599.00 | 142.51% | 283.58% | 639.91% | 3.56% | 7.09% | 16.00% |
| week 41 | \$213.77 | \$433.11 | \$986.45 | \$1,633.32 | 142.51% | 288.74% | 657.63% | 3.48% | 7.04% | 16.04% |
| week 42 | \$213.77 | \$448.22 | \$1,044.19 | \$1,706.18 | 142.51% | 298.81% | 696.13% | 3.39% | 7.11% | 16.57% |
| week 43 | \$220.48 | \$448.22 | \$1,090.69 | \$1,759.39 | 146.99% | 298.81% | 727.13% | 3.42% | 6.95% | 16.91% |
| week 44 | \$220.57 | \$448.22 | \$1,118.14 | \$1,786.93 | 147.05% | 298.81% | 745.43% | 3.34% | 6.79% | 16.94% |
| week 45 | \$220.67 | \$452.44 | \$1,152.75 | \$1,825.86 | 147.11% | 301.63% | 768.50% | 3.27% | 6.70% | 17.08% |
| week 46 | \$229.11 | \$462.48 | \$1,180.75 | \$1,872.34 | 152.74% | 308.32% | 787.16% | 3.32% | 6.70% | 17.11% |
| week 47 | \$229.11 | \$462.48 | \$1,202.00 | \$1,893.59 | 152.74% | 308.32% | 801.33% | 3.25% | 6.56% | 17.05% |
| week 48 | \$240.27 | \$478.09 | \$1,234.52 | \$1,952.88 | 160.18% | 318.73% | 823.01% | 3.34% | 6.64% | 17.15% |
| week 49 | \$240.27 | \$513.85 | \$1,287.03 | \$2,041.16 | 160.18% | 342.57% | 858.02% | 3.27% | 6.99% | 17.51% |
| week 50 | \$240.27 | \$527.08 | \$1,310.54 | \$2,077.90 | 160.18% | 351.39% | 873.69% | 3.20% | 7.03% | 17.47% |
| week 51 | \$247.06 | \$536.32 | \$1,351.72 | \$2,135.10 | 164.71% | 357.55% | 901.15% | 3.23% | 7.01% | 17.67% |