

					0	0	
					0	0	
					0	0	
					0	0	
End of week 2 Total trades=11		250	200	393			843
Thursday, January 12, 2017	eurgbp	84			1	0	Live Trade
Wednesday, January 18, 2017	gbpjpy			58	1	0	Session Recap
Wednesday, January 18, 2017	audjpy			115	1	0	Session Recap
Wednesday, January 18, 2017	euraud			57	1	0	Session Recap
					0	0	
					0	0	
					0	0	
					0	0	
					0	0	
					0	0	
					0	0	
					0	0	
					0	0	
					0	0	
					0	0	
					0	0	
					0	0	
					0	0	
					0	0	
					0	0	
					0	0	
End of week 3 Total trades=4		84	0	230			314
Thursday, January 19, 2017	usdjpy			79	1	0	Session Recap
Thursday, January 19, 2017	gbpusd			66	1	0	Session Recap
Monday, January 23, 2017	gbpchf	13			1	0	Live Trade
Monday, January 23, 2017	usdcad	7			0	1	Live Trade
Tuesday, January 24, 2017	cadjpy	56			0	1	Live Trade
Monday, January 23, 2017	gbpchf		39		1	0	IC Alerts
Monday, January 23, 2017	audnzd		52		1	0	IC Alerts
Monday, January 23, 2017	audusd			29	1	0	Session Recap
Tuesday, January 24, 2017	gbpaud		32		1	0	IC Alerts
Tuesday, January 24, 2017	gbpjpy			15	0	1	Session Recap
Tuesday, January 24, 2017	usdjpy			36	1	0	Session Recap
Tuesday, January 24, 2017	cadjpy			34	1	0	Session Recap
					0	0	
					0	0	
					0	0	
					0	0	
					0	0	
					0	0	
					0	0	
					0	0	
					0	0	
End of week 4 Total trades=12		50	123	229			302
Wednesday, January 25, 2017	audjpy			94	1	0	Session Recap
Monday, January 30, 2017	gbpjpy		111		1	0	IC Alerts

Monday, January 30, 2017	gbpchf			107	1	0	Session Recap
Tuesday, January 31, 2017	gbpjpy	49			0	1	Live Trade
Wednesday, February 1, 2017	usdjpy		54		1	0	IC Alerts
Wednesday, February 1, 2017	gbpjpy			206	1	0	Session Recap
Wednesday, February 1, 2017	euraud			58	1	0	Session Recap
Wednesday, February 1, 2017	gbpaud			213	1	0	Session Recap
					0	0	
					0	0	
					0	0	
					0	0	
					0	0	
					0	0	
					0	0	
					0	0	
					0	0	
					0	0	
					0	0	
					0	0	
					0	0	
					0	0	
					0	0	
					0	0	
					0	0	
End of week 5 Total trades=8		49	165	678			794
Thursday, February 2, 2017	euraud		13		1	0	IC Alerts
Thursday, February 2, 2017	gbpaud		51		1	0	IC Alerts
Monday, February 6, 2017	gbpusd	80			1	0	Live Trade
Monday, February 6, 2017	eurusd		52		1	0	IC Alerts
Monday, February 6, 2017	euraud			44	1	0	Session Recap
Monday, February 6, 2017	gbpnzd			101	1	0	Session Recap
Monday, February 6, 2017	audnzd			66	1	0	Session Recap
Tuesday, February 7, 2017	euraud			64	1	0	Session Recap
Wednesday, February 8, 2017	gbpaud		48		1	0	IC Alerts
Wednesday, February 8, 2017	gbpnzd			128	1	0	Session Recap
					0	0	
					0	0	
					0	0	
					0	0	
					0	0	
					0	0	
					0	0	
					0	0	
					0	0	
					0	0	
					0	0	
					0	0	
					0	0	
					0	0	
End of Week 6 Total trades=10		80	164	403			647
Thursday, February 9, 2017	audjpy		42		1	0	IC Alerts
Thursday, February 9, 2017	gbpusd		24		1	0	IC Alerts
Tuesday, February 14, 2017	gbpaud		96		1	0	IC Alerts
Tuesday, February 14, 2017	EURGBP	22			0	1	Live Trade
Wednesday, February 15, 2017	gbpusd		52		1	0	IC Alerts
Wednesday, February 15, 2017	audjpy		31		1	0	IC Alerts
Wednesday, February 15, 2017	gbpaud		83		1	0	IC Alerts
Wednesday, February 15, 2017	NZDUSD	1			0	1	Live Trade
Wednesday, February 15, 2017	eurusd			73	1	0	Session Recap

End of week 11 Total trades=7		1	17	365			383
Monday, March 20, 2017	euraud	65			0	1	Live Trade
Monday, March 20, 2017	gbpaud		25		0	1	IC Alerts
Tuesday, March 21, 2017	gbpjpy			96	1	0	Session Recap
Tuesday, March 21, 2017	eurjpy	101			1	0	Live Trade
Tuesday, March 21, 2017	usdjpy	67			1	0	Live Trade
Wednesday, March 22, 2017	gbpchf		34		1	0	IC Alerts
Wednesday, March 22, 2017	eurjpy			69	1	0	Session Recap
Wednesday, March 22, 2017	eurgbp			44	1	0	Session Recap
Wednesday, March 22, 2017	audnzd			58	1	0	Session Recap
					0	0	
					0	0	
					0	0	
					0	0	
					0	0	
					0	0	
					0	0	
					0	0	
					0	0	
					0	0	
					0	0	
					0	0	
					0	0	
					0	0	
					0	0	
					0	0	
					0	0	
					0	0	
					0	0	
					0	0	
					0	0	
					0	0	
End of week 12 Total trades=9		103	9	267			379
Friday, March 24, 2017	gbpusd			58	1	0	Session Recap
Friday, March 24, 2017	euraud			112	1	0	Session Recap
Monday, March 27, 2017	usdjpy		26		1	0	IC Alerts
Tuesday, March 28, 2017	gbpaud		84		1	0	IC Alerts
Tuesday, March 28, 2017	gbpjpy		50		1	0	IC Alerts
Tuesday, March 28, 2017	gbpusd	101			1	0	Live Trade
Tuesday, March 28, 2017	euraud	100			1	0	Live Trade
Wednesday, March 29, 2017	euraud		23		1	0	IC Alerts
Wednesday, March 29, 2017	cadjpy			34	1	0	Session Recap
					0	0	
					0	0	
					0	0	
					0	0	
					0	0	
					0	0	
					0	0	
					0	0	
					0	0	
					0	0	
					0	0	
					0	0	
					0	0	
					0	0	
					0	0	
					0	0	
					0	0	
					0	0	
					0	0	
					0	0	
					0	0	
					0	0	
					0	0	
					0	0	
End of week 13 Total trades=9		201	183	204			588
Friday, March 31, 2017	eurnzd	74			1	0	Live Trade
Monday, April 3, 2017	euraud		52		1	0	IC Alerts
Monday, April 3, 2017	eurjpy	45			1	0	Live Trade
Monday, April 3, 2017	audusd	53			1	0	Live Trade
Monday, April 3, 2017	usdjpy	41			1	0	Live Trade
Monday, April 3, 2017	cadjpy	71			1	0	Live Trade

					0	0	
					0	0	
					0	0	
End of week 18 Total trades=13		80	186	486			592
Monday, May 8, 2017	eurjpy		35		1	0	IC Alerts
Monday, May 8, 2017	cadjpy		31		1	0	IC Alerts
Monday, May 8, 2017	gbpjpy			59	1	0	Session Recap
Monday, May 8, 2017	usdjpy			27	1	0	Session Recap
Monday, May 8, 2017	usdcad			21	0	1	Session Recap
Monday, May 8, 2017	gbpaud			46	1	0	Session Recap
Tuesday, May 9, 2017	euraud		69		1	0	IC Alerts
Tuesday, May 9, 2017	gbpnzd			94	1	0	Session Recap
Tuesday, May 9, 2017	nzdjpy			43	1	0	Session Recap
Wednesday, May 10, 2017	usdcad	1			1	0	Live Trade
Wednesday, May 10, 2017	gbpusd		51		1	0	IC Alerts
					0	0	
					0	0	
					0	0	
					0	0	
					0	0	
					0	0	
					0	0	
					0	0	
					0	0	
					0	0	
					0	0	
					0	0	
					0	0	
End of week 19 Total trades=11		1	186	248			435
Thursday, May 11, 2017	gbpaud		49		1	0	IC Alerts
Thursday, May 11, 2017	nzdjpy	2			1	0	Live Trade
Tuesday, May 16, 2017			76		1	0	IC Alerts
Tuesday, May 16, 2017			66		1	0	IC Alerts
Tuesday, May 16, 2017			49		1	0	IC Alerts
Wednesday, May 17, 2017			132		1	0	IC Alerts
					0	0	
					0	0	
					0	0	
					0	0	
					0	0	
					0	0	
					0	0	
					0	0	
					0	0	
					0	0	
					0	0	
					0	0	
					0	0	
					0	0	
					0	0	
					0	0	
End of week 20 Total trades=6		2	372	0			374
Thursday, May 18, 2017	eurjpy	32			0	1	Live Trade
Monday, May 22, 2017	audnzd		34		1	0	IC Alerts
Monday, May 22, 2017	audusd	26			1	0	Live Trade

Wednesday, July 26, 2017	gbpusd	30			1	0	Live Trade
Wednesday, July 26, 2017	gbpaud	43			1	0	Live Trade
Wednesday, July 26, 2017	gbpnzd			126	1	0	Session Recap
Wednesday, July 26, 2017	eurgbp		1		1	0	IC Alerts
					0	0	
					0	0	
					0	0	
					0	0	
					0	0	
					0	0	
					0	0	
					0	0	
					0	0	
					0	0	
End of week 30 Total trades=11			181	124	288		593
Thursday, July 27, 2017	gbpjpy			65	1	0	Session Recap
Sunday, July 30, 2017	usdjpy	22			1	0	Live Trade
Tuesday, August 1, 2017	euraud		60		1	0	IC Alerts
Tuesday, August 1, 2017	gbpjpy			69	1	0	Session Recap
Tuesday, August 1, 2017	gbpnzd			117	1	0	Session Recap
Wednesday, August 2, 2017	audjpy			45	1	0	Session Recap
Wednesday, August 2, 2017	gbpnzd			108	1	0	Session Recap
					0	0	
					0	0	
					0	0	
					0	0	
					0	0	
					0	0	
					0	0	
					0	0	
					0	0	
					0	0	
					0	0	
					0	0	
					0	0	
End of week 31 Total trades=7			22	60	404		486
Monday, August 7, 2017	audjpy	30			1	0	Live Trade
Tuesday, August 8, 2017	gbpjpy		74		1	0	IC Alerts
Tuesday, August 8, 2017	cadjpy		43		1	0	IC Alerts
Tuesday, August 8, 2017	gbpCHF		117		1	0	IC Alerts
Tuesday, August 8, 2017	nzdusd	38			1	0	Live Trade
Tuesday, August 8, 2017	eurjpy			117	1	0	Session Recap
Tuesday, August 8, 2017	audusd	32			1	0	Live Trade
Tuesday, August 8, 2017	gbpusd			37	1	0	Session Recap
Tuesday, August 8, 2017	audjpy			97	1	0	Session Recap
Wednesday, August 9, 2017	nzdusd			60	1	0	Session Recap
Wednesday, August 9, 2017	gbpjpy			97	1	0	Session Recap
					0	0	
					0	0	
					0	0	

					0	0	
					0	0	
End of week 34 Total trades=7		30	231	244			505
Thursday, August 24, 2017	eurjpy			78	1	0	Session Recap
Monday, August 28, 2017	eurusd			68	1	0	Session Recap
Monday, August 28, 2017	euraud			75	1	0	Session Recap
Monday, August 28, 2017	eurnzd			99	1	0	Session Recap
Monday, August 28, 2017	gbpuzd			74	1	0	Session Recap
Monday, August 28, 2017	gbpnzd			95	1	0	Session Recap
					0	0	
					0	0	
					0	0	
					0	0	
					0	0	
					0	0	
					0	0	
					0	0	
					0	0	
					0	0	
					0	0	
					0	0	
					0	0	
					0	0	
					0	0	
					0	0	
					0	0	
					0	0	
					0	0	
					0	0	
					0	0	
End of week 35 Total trades=6		0	0	489			489
Tuesday, September 5, 2017	gbpnzd			119	1	0	Session Recap
Wednesday, September 6, 2017	eurjpy		49		1	0	IC Alerts
Wednesday, September 6, 2017	gbpnzd		43		1	0	IC Alerts
					0	0	
					0	0	
					0	0	
					0	0	
					0	0	
					0	0	
					0	0	
					0	0	
					0	0	
					0	0	
					0	0	
					0	0	
					0	0	
					0	0	
					0	0	
					0	0	
					0	0	
					0	0	
					0	0	
					0	0	
					0	0	
					0	0	
					0	0	
					0	0	
					0	0	
					0	0	
End of week 36 Total trades=3		0	92	119			211
Friday, September 8, 2017	gbpaud			63	1	0	Session Recap
Friday, September 8, 2017	gbpnzd			143	1	0	Session Recap
Monday, September 11, 2017	usdjpy		45		1	0	IC Alerts
Monday, September 11, 2017	gbpjpy		85		1	0	IC Alerts

					0	0	
					0	0	
					0	0	
					0	0	
					0	0	
End of week 41 Total trades=5		0	60	292			352
Thursday, October 12, 2017	eurnzd		50		1	0	IC Alerts
Monday, October 16, 2017	eurusd		43		1	0	IC Alerts
Monday, October 16, 2017	gbpusd			53	1	0	Session Recap
Monday, October 16, 2017	gbpaud			77	1	0	Session Recap
Tuesday, October 17, 2017	eurjpy			54	1	0	Session Recap
Tuesday, October 17, 2017	usdjpy			57	1	0	Session Recap
Wednesday, October 18, 2017	gbpjpy		78		1	0	IC Alerts
Wednesday, October 18, 2017	eurnzd			269	1	0	Session Recap
Wednesday, October 18, 2017	gbpnzd			225	1	0	Session Recap
					0	0	
					0	0	
					0	0	
					0	0	
					0	0	
					0	0	
					0	0	
					0	0	
					0	0	
					0	0	
					0	0	
					0	0	
					0	0	
					0	0	
					0	0	
					0	0	
					0	0	
End of week 42 Total trades=9		0	171	735			906
Thursday, October 19, 2017	gbpnzd			214	1	0	Session Recap
Monday, October 23, 2017	nzdusd			48	1	0	Session Recap
Monday, October 23, 2017	audusd			55	1	0	Session Recap
Tuesday, October 24, 2017	gbpusd			71	1	0	Session Recap
Tuesday, October 24, 2017	audjpy			68	1	0	Session Recap
Tuesday, October 24, 2017	euraud			85	1	0	Session Recap
Wednesday, October 25, 2017	eurgbp	52			1	0	Live Trade
Wednesday, October 25, 2017	nzdjpy			5	1	0	Session Recap
					0	0	
					0	0	
					0	0	
					0	0	
					0	0	
					0	0	
					0	0	
					0	0	
					0	0	
					0	0	
					0	0	
					0	0	
					0	0	
					0	0	
					0	0	
					0	0	
					0	0	
					0	0	
					0	0	
End of week 43 Total trades=8		52	0	546			598
Thursday, October 26, 2017	eurgbp			69	1	0	Session Recap

End of week 50 Total trades=0		0	0	0	0	0	0
					0	0	
					0	0	
					0	0	
					0	0	
					0	0	
					0	0	
					0	0	
					0	0	
					0	0	
					0	0	
					0	0	
					0	0	
					0	0	
					0	0	
					0	0	
					0	0	
					0	0	
					0	0	
					0	0	
					0	0	
					0	0	
					0	0	
					0	0	
					0	0	
End of week 51 Total trades=0		0	0	0	0	0	0

45 weeks of trading so far		Number of trades made for each Currency during the year 2017			
1) gbpnzd= 29	6) usdjpy= 21	9) euraud= 33	14) audusd= 14	18) nzdusd= 9	20) cadjpy= 10
2) gbpaud= 34	7) usdcad= 5	10) eurUSD= 4	15) audjpy= 17	19) nzdjpy= 10	
3) gbpUSD= 26	8) usdCHF= 1	11) eurGBP= 19	16) audCHF= 4		
4) gbpjpy= 37		12) eurjpy= 33	17) audnzd= 15		
5) gbpCHF= 17		13) eurnzd= 21			
Total gbp's= 143	Total usd's= 27	Total eur's= 110	total aud's= 50	Total nzd's= 1	total cad's= 10

	Average pips made per month	Number of trades per month	Average pips made per trade	comments
JANUARY	2295	40	57.38	
FEBRUARY	2525	41	61.59	
MARCH	2133	43	49.60	
APRIL	1633	32	51.03	
MAY	2159	50	43.18	
JUNE	1526	36	42.39	
JULY	1450	28	51.79	
AUGUST	2477	34	72.85	
SEPTEMBER	2332	25	93.28	
OCTOBER	2169	28	77.46	
NOVEMBER	462	8	57.75	
DECEMBER				
YEARLY TOTAL	21161	365	57.98	

	Number of open trades closed on	Number of pips made in trades	% of the Total pips made	Winners	Losers	% Winners	% Losers
MONDAY	89	4520	21.53%	79	10	88.76%	11.24%
TUESDAY	115	6307	30.04%	101	14	87.83%	12.17%
WEDNESDAY	89	5738	27.33%	86	3	96.63%	3.37%
THURSDAY	54	3378	16.09%	52	2	96.30%	3.70%
FRIDAY	16	1129	5.38%	16	0	100.00%	0.00%

	Average pip winner size	Average pip loser size	Profit Factor	Average net pip made per trade
MONDAY	53.16	-32.00	1.66	43.60
TUESDAY	59.73	-19.57	3.05	50.08
WEDNESDAY	66.34	-11.00	6.03	63.73
THURSDAY	63.83	-29.50	2.16	60.37
FRIDAY	70.56	0.00	0.00	70.56

*assumes a 30 pip stop per microlot , \$150*2%=\$3
30 pips*.10 per microlot=\$3
you want a profit factor greater than 2
** the expected return to the amount of capital at risk taken (30 pips per microlot)
to achieve these returns. This should be >1
*** this statistic is considered the expected profitability/unprofitability of the next trade

Currencies	Total winning pips	Total losing pips	Total winning trades	Total losing trades	Average win %	Average winner size	Average loss %	Average loser size	Average net pip made per trade	ROI (\$150 margin per microlot traded)*
gbpnzd	3089	0	29	0	100.00%	106.52	0.00%	0.00	106.52	205.93%
gbpau	2438	-25	33	1	97.06%	73.88	2.94%	-25.00	70.97	160.87%
gbpusd	1510	-12	25	1	96.15%	60.40	3.85%	-12.00	57.62	99.87%
gbpjpy	2681	-152	32	5	86.49%	83.78	13.51%	-30.40	68.35	168.60%
gbpchf	957	-9	15	2	88.24%	63.80	11.76%	-4.50	55.76	63.20%
usdjpy	1118	0	21	0	100.00%	53.24	0.00%	0.00	53.24	74.53%
usdcad	107	-28	3	2	60.00%	35.67	40.00%	-14.00	15.80	5.27%
usdchf	1	0	1	0	100.00%	1.00	0.00%	0.00	1.00	0.07%
euraud	1963	-92	30	3	90.91%	65.43	9.09%	-30.67	56.70	124.73%
eurusd	236	0	4	0	100.00%	59.00	0.00%	0.00	59.00	15.73%
eurgbp	877	-60	16	3	84.21%	54.81	15.79%	-20.00	43.00	54.47%
eurjpy	1671	-143	27	6	81.82%	61.89	18.18%	-23.83	46.30	101.87%
eurnzd	1525	-42	20	1	95.24%	76.25	4.76%	-42.00	70.62	98.87%
audusd	531	0	14	0	100.00%	37.93	0.00%	0.00	37.93	35.40%
audjpy	911	0	16	0	100.00%	56.94	0.00%	0.00	56.94	60.73%
audchf	126	0	4	0	100.00%	31.50	0.00%	0.00	31.50	8.40%
audnzd	534	-47	13	2	86.67%	41.08	13.33%	-23.50	32.47	32.47%
nzdusd	341	-20	7	2	77.78%	48.71	22.22%	-10.00	35.67	21.40%
nzdjpy	337	0	10	0	100.00%	33.70	0.00%	0.00	33.70	22.47%
cadjpy	391	-56	9	1	90.00%	43.44	10.00%	-56.00	33.50	22.33%
Totals=	21344	-686	329	29	92.05%	64.88	7.95%	-23.66	57.84	1377.20%

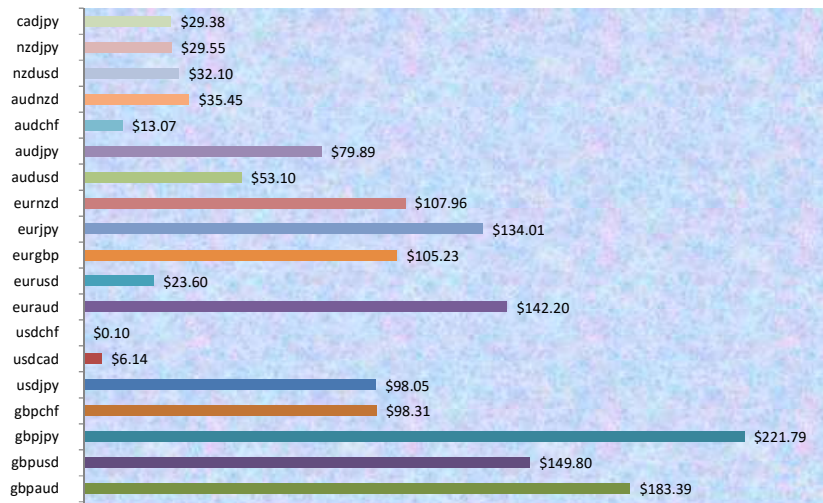
Currencies	Profit factor	Payoff Ratio **	Expected Payoff ***	7/07/2017 micro Rate exch to USD	Total gain per microlot trade	Realized gain in US Dollars	% ROI per currency per week	% ROI per year (51wks)	Average number of pips a currency makes each month
gbpnzd		3.55	3.67	0.0728	\$308.90	\$224.88	4.58%	233.39%	280.82
gbpau	97.52	2.37	2.09	0.076	\$241.30	\$183.39	3.57%	182.32%	219.36
gbpusd	125.83	1.92	2.22	0.1	\$149.80	\$149.80	2.22%	113.18%	136.18
gbpjpy	17.64	2.28	1.85	0.0877	\$252.90	\$221.79	3.75%	191.08%	229.91
gbpchf	106.33	1.86	3.28	0.1037	\$94.80	\$98.31	1.40%	71.63%	86.18
usdjpy		1.77	2.54	0.0877	\$111.80	\$98.05	1.66%	84.47%	101.64

usdcad	3.82	0.53	3.16	0.0777	\$7.90	\$6.14	0.12%	5.97%	7.18
usdchf		0.03	1.00	0.1037	\$0.10	\$0.10	0.00%	0.08%	0.09
euraud	21.34	1.89	1.72	0.076	\$187.10	\$142.20	2.77%	141.36%	170.09
eurusd		1.97	14.75	0.1	\$23.60	\$23.60	0.35%	17.83%	21.45
eurgbp	14.62	1.43	2.26	0.1288	\$81.70	\$105.23	1.21%	61.73%	74.27
eurjpy	11.69	1.54	1.40	0.0877	\$152.80	\$134.01	2.26%	115.45%	138.91
eurnzd	36.31	2.35	3.36	0.0728	\$148.30	\$107.96	2.20%	112.05%	134.82
audusd		1.26	2.71	0.1	\$53.10	\$53.10	0.79%	40.12%	48.27
audjpy		1.90	3.56	0.0877	\$91.10	\$79.89	1.35%	68.83%	82.82
audchf		1.05	7.88	0.1037	\$12.60	\$13.07	0.19%	9.52%	11.45
audnzd	11.36	1.08	2.16	0.0728	\$48.70	\$35.45	0.72%	36.80%	44.27
nzdusd	17.05	1.19	3.96	0.1	\$32.10	\$32.10	0.48%	24.25%	29.18
nzdjpy		1.12	3.37	0.0877	\$33.70	\$29.55	0.50%	25.46%	30.64
cadjpy	6.98	1.12	3.35	0.0877	\$33.50	\$29.38	0.50%	25.31%	30.45
Totals=	31.11	1.93	0.16		\$2,065.80	\$1,768.00			

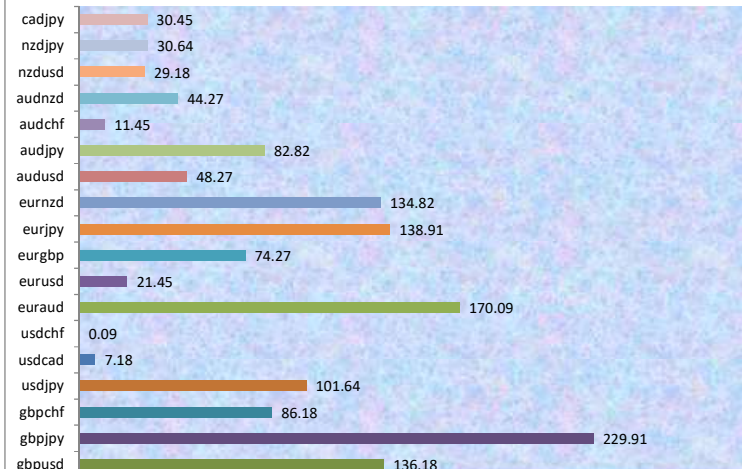
range of pips made or lost	Number of trades per range	Average price of pips per range	% of the total trades per range	% of the total pips per range
-90 to -1	29	-23.66	7.95%	-3.35%
1 to 30	57	20.18	15.62%	2.86%
31 to 55	95	43.13	26.03%	6.12%
56 to 75	73	65.92	20.00%	9.35%
76 to 110	68	90.40	18.63%	12.82%
111 to 150	27	125.04	7.40%	17.73%
151 to 200	4	158.75	1.10%	22.51%
200 to 300	5	225.40	1.37%	31.96%

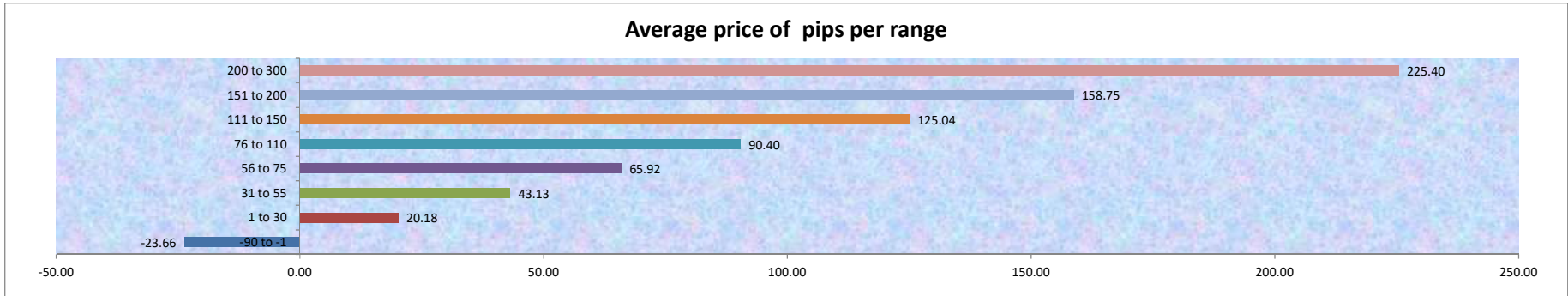
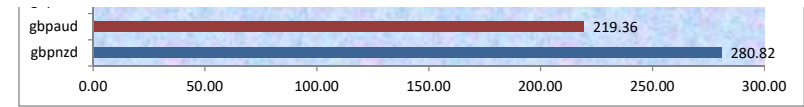
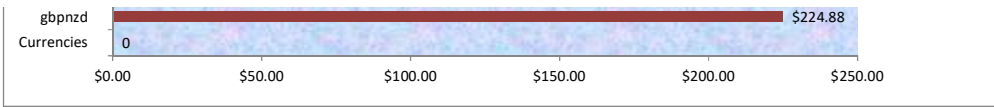
8.18 \$3,680.00 account size needed to trade 3 microlots for the average total
 Maximum number of trades in any week=16 of trades if ave trades were open at the same time each week

Realized gain for each microlot traded



Average number of pips a currency makes each month





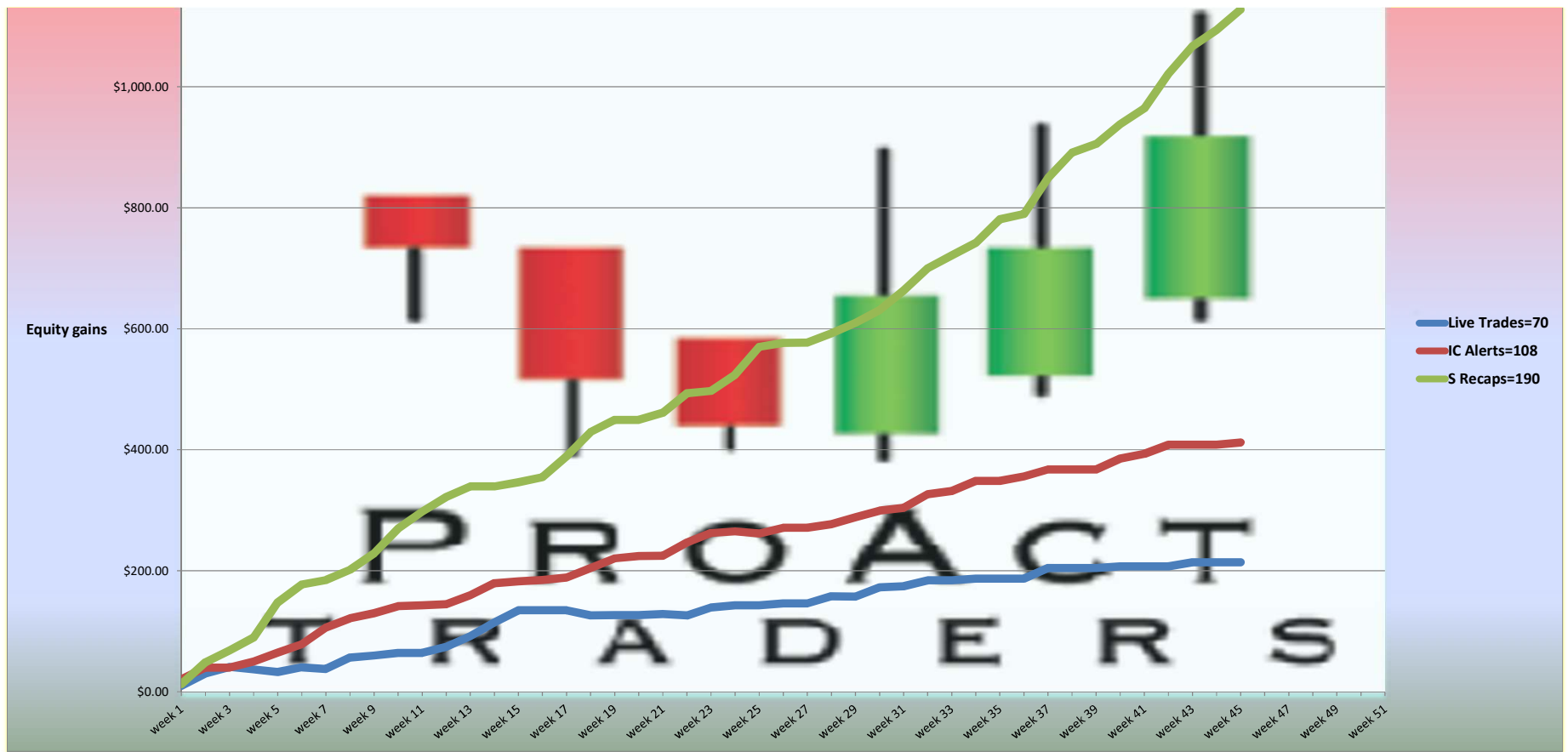
Currencies	Live Trade pips made
gbpusd	279
gbpjpy	488
cadjpy	40
euraud	209
eurgbp	76
eurjpy	505
gbpchf	140
nzdusd	37
usdcad	-6
usdjpy	196
eurnzd	124
audusd	112
gbpaud	30
audjpy	126
nzdjpy	40
audnzd	-27
Jan to Dec Total	2369

Currencies	IC Alert pips made
gbpusd	475
gbpjpy	721
audCHF	89
audjpy	226
audnzd	125
euraud	681
eurgbp	169
eurusd	95
gbpaud	684
gbpchf	235
usdcad	75
usdjpy	257
eurnzd	245
audusd	43
0	323
gbpnzd	288
nzdjpy	86
eurjpy	180
cadjpy	126
nzdusd	-19
Jan to Dec Total	5104

Currencies	Session Recap pips made
gbpusd	744
gbpjpy	1320
audjpy	559
audnzd	389
audusd	376
cadjpy	169
euraud	981
eurusd	141
gbpaud	1612
gbpchf	573
gbpnzd	2787
usdjpy	665
eurgbp	572
nzdjpy	211
eurjpy	680
eurnzd	1040
nzdusd	303
0	67
audCHF	37
audjud	44
usdcad	10
gbpuaud	69
usdCHF	1
Jan to Dec Total	13350

**Equity Curve for each type of trade- profits made trading
only 1 Micro lot (quoted in US Dollars)**

\$1,200.00



PROFIT MADE TRADING ONLY 1 MICROLOT PER TRADE (IN US DOLLARS)					CUMULATIVE % GAIN (return on \$150 margin)			AVERAGE WEEKLY % GAIN		
Base on \$150 margin per miclot traded	Cumulative Total for each type of trade			Cumulative all Trades	Live trades	IC Alerts	S Recaps	Live trades	IC Alerts	S Recaps
	Live Trades=70	IC Alerts=108	S Recaps=190							
week 1	\$9.94	\$20.86	\$12.67	\$43.47	6.63%	13.91%	8.45%	6.63%	13.91%	8.45%
week 2	\$30.15	\$39.99	\$48.97	\$119.11	20.10%	26.66%	32.64%	10.05%	13.33%	16.32%
week 3	\$40.97	\$39.99	\$68.47	\$149.43	27.32%	26.66%	45.65%	9.11%	8.89%	15.22%
week 4	\$36.87	\$50.25	\$89.72	\$176.84	24.58%	33.50%	59.81%	6.14%	8.37%	14.95%
week 5	\$32.57	\$64.72	\$147.72	\$245.01	21.71%	43.15%	98.48%	4.34%	8.63%	19.70%
week 6	\$40.57	\$78.43	\$177.41	\$296.41	27.05%	52.29%	118.27%	4.51%	8.71%	19.71%
week 7	\$37.64	\$106.04	\$184.71	\$328.38	25.09%	70.69%	123.14%	3.58%	10.10%	17.59%
week 8	\$56.75	\$121.37	\$201.72	\$379.84	37.84%	80.91%	134.48%	4.73%	10.11%	16.81%
week 9	\$59.91	\$129.97	\$228.69	\$418.57	39.94%	86.65%	152.46%	4.44%	9.63%	16.94%
week 10	\$64.21	\$141.32	\$269.77	\$475.30	42.81%	94.22%	179.84%	4.28%	9.42%	17.98%
week 11	\$64.30	\$143.09	\$297.66	\$505.05	42.87%	95.39%	198.44%	3.90%	8.67%	18.04%
week 12	\$74.09	\$144.71	\$322.02	\$540.83	49.40%	96.48%	214.68%	4.12%	8.04%	17.89%
week 13	\$91.79	\$159.51	\$339.32	\$590.62	61.20%	106.34%	226.21%	4.71%	8.18%	17.40%
week 14	\$114.74	\$179.54	\$339.32	\$633.59	76.49%	119.69%	226.21%	5.46%	8.55%	16.16%
week 15	\$134.79	\$182.46	\$346.31	\$663.56	89.86%	121.64%	230.87%	5.99%	8.11%	15.39%

