



- ▶ TRADING TIPS1
- ▶ TRADE OR NOT?.....2
- ▶ TECHNICAL STOPS.....3
- ▶ THE CONFIRMER.....5

ProAct *focus*

HELPING PROACT TRADERS BECOME SUCCESSFUL IN THE FOREX WWW.PROACTTRADERS.COM

We exist to provide the finest charting program in the Forex. We color-code to show Momentum and Harmony, give clear exit points and unparalleled training resources.

Helping you achieve your trading goals

EAS now open during the Asian Session!

We continue to make improvements for our traders! Our goal is to have great communication from ProAct to you the trader.

Due to the incredible success of EAS (16 out of 17 weeks with positive pips at this date) and the fact that many of our traders have a day J.O.B., we have added the Asian session to better help traders “trade for a living”. If you haven’t tried EAS because the time did not work for you....that is no longer a valid excuse.

It costs just \$50 to try EAS for the Asian session (subject to change at any time). And besides capturing PIPS, this is a great opportunity to trade with an award winning professional trader.



New York session 7-9:30 AM



Asian session 7 - 8:00 PM

NOTE: We will trade later if the market is moving!



Trading Tips

When using the Royal Flush Wild Card chart is it imperative that you wait for the **painted candle** to close. This is because there are pulses of momentum that enter inside the candle that can make it flash on and off. Only when the candle has closed **PAINTED** are you sure that momentum really entered. That means that you may now actually not have enough room to justify the original risk to reward.



To Trade or Not To Trade, that is the question?

Scott Barkley VP

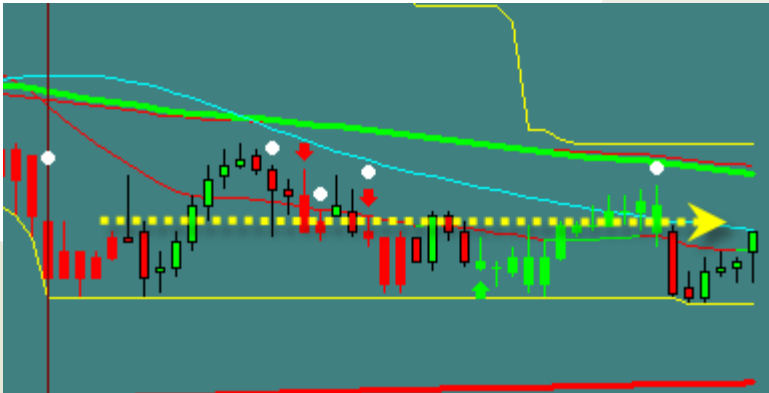
Summer creates a unique market in the Forex. Traders take vacations. Europe is on holiday the whole month of August. That means that the market can get choppy. So how do you trade it...CAREFULLY.

Here's an axiom to apply to your trading. It is very simple, but very effective. Are you ready?

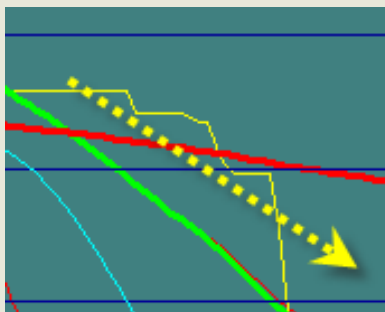
- Any currency that is not trending is going to trend!
- Any currency that is trending is going to stop trending!

WOW—PROFOUND STUFF! This can be a very powerful tool for you.

There are a few very easy ways to tell what the currency is going to do. First you can look at a chart and if it is going sideways it is **NOT TRENDING**.



Second is to look at the ANGLE of the Moving Averages. A trending market will have the **FAST Moving Average** at a 45 degree angle up or down depending on the trend it is doing.



Continued on page 4...



HEADS UP?

When you are looking for a trade opportunity always be aware of the distance to the next T30.

If you get a valid Wild Card or 6 Aces and the currency has already travelled further than $\frac{1}{2}$ way to the next T30 you actually have reduced your PIP capture probability.

That means that unless you are committed to staying in the trade to the higher HSI targets, you may not want to take the entry after all.

Why?

You know that the T30 is a valid stalling place most of the time and the risk is now greater for the cross to hit the T30 and pullback. So you have actually risked 30+ PIPS for a stop loss for only 15 or less pips limit. **NOT A GOOD RISK FOR REWARD.**



SMARTER TRADING WITH



KEY TIP: Technical Stops

The technical stop is **ALWAYS** the last support or resistance PLUS 5-7 pips and your stop must end in a 3 or a 7 (i.e. 1.3057 or 78.53)



© 2009 ProAct Traders LLC
www.proacttraders.com

Investment in the currency exchange is highly speculative and should only be done with risk capital. Prices rise and fall and past performance is no assurance of future performance. Accordingly we make no warranties or guarantees in respect of the content. The publications herein do not take into account the investment objectives, financial situation or particular needs of any particular person. Investors should obtain individual financial advice based on their own particular circumstances before making an investment decision on the basis of the recommendations in this newsletter, website or our tutorials and live Webinars. While we try to ensure that all of the information provided in our publications is kept up-to-date and accurate we accept no responsibility for any use made of the information provided. All intellectual property rights are the property of ProAct Traders LLC, and its affiliates, will not be held responsible for the reliability or accuracy of the information available in our publications. The content herein is provided in good faith and believed to be accurate, however, there are no explicit or implicit warranties of accuracy or timeliness made by ProAct Traders LLC or its affiliates. The reader agrees not to hold ProAct Traders LLC or any of its affiliates liable for decisions that are based on information from our publications. ProAct Traders LLC highly recommends that before making a decision, the reader collects several opinions related to the decision and verifies facts from at least several independent sources.



To Trade or Not To Trade, that is the question? *continued*

Do not trust people. They are capable of greatness.

[Stanislaw Lem](#)



How can I know that it is 45 degrees? Use your watch! An angle from 10 to 4 or 8 to 2 is 45 degrees.



So, how do we use this information?

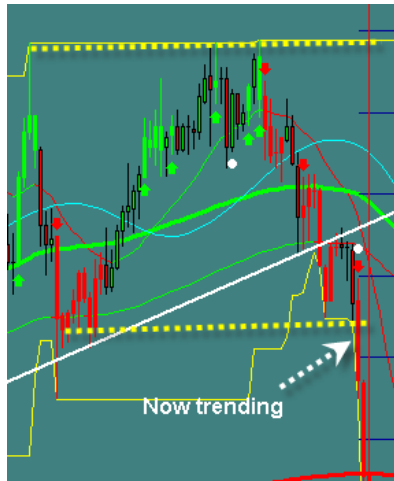
You open up the charts and if the cross is going sideways you know one thing: **it is going to trend!** This is where Professional traders start to lick their chops! A move is imminent.

You may not yet know the direction (neither does anyone else – that is why it is moving sideways). So you do your analysis **BOTH WAYS!**

Now here's the hard part. You WAIT, until you get clear signals of the direction. Be aware that you could have multiple **FALSE BREAKOUTS** as it tests which direction to go. So what should you look for? A serious break of any previous support or resistance will help

Use the HSI tool to determine the targets to stay in a trending move!

you see the break. You will have to determine to do everything you can to stay in this move to the targets. Why? **Trending moves only happen 30% of the time...** so we have to maximize every one of these for PIPS!



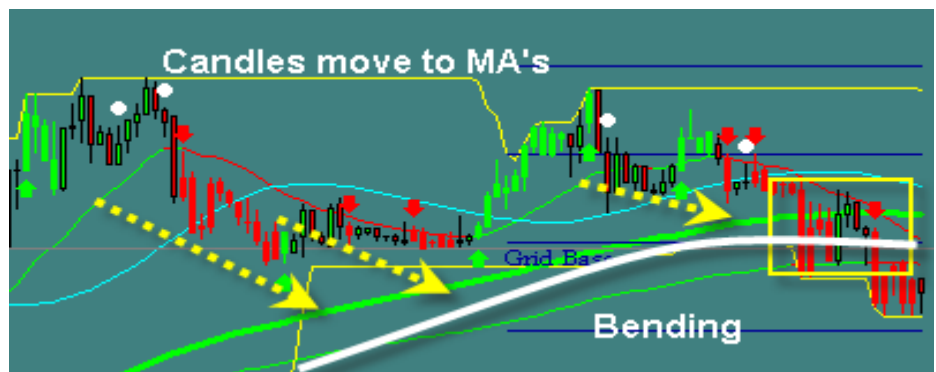
OR....

You open up the charts and if the cross is trending you know one thing: **it is going to stop trending!** This is where Professional traders start to liquidate big positions! A move is imminent – but it is now **COUNTERTREND.**

You do know the direction – it is the opposite movement. So you do your analysis **IN THAT DIRECTION!** What you will now notice is as the Big Boys unload their positions the **MOVING AVERAGES** angle now are no longer 45 degrees (they are bending) and you will see that the candles are now headed toward the moving averages as the momentum comes out of the market.

(See Graphic below).

Now here's the hard part. You WAIT, until you get clear signals of the break in the direction of the counter trend. So what should you look for? A serious break of any previous support or resistance will help determine the breakout and the first move in the counter trend. **Don't be in a hurry to jump in since the currencies almost always take a first move and then RETRACE back to the previous support or resistance.** You are now a 6 Aces trader hoping to become a Wild Card trader on the break out of the desert.





Getting the most from our charts



Use the RF confirmer chart to get a great entry

How do I effectively use RF confirmer chart ?

When you get a Wild Card signal on the Royal Flush setup, the 60 min confirmer is trying to tell you what is happening in the Big Boys world. Remember, that the Big Boys use the 60 min as their entry chart. Our goal is to enter with them!



The safest trade is when the 60 min confirmer chart is saying the Big Boys are entering. Big Boys like HARMONY. So having the three critical things this chart tells you is like seeing the harmony at the 60 min level: **RED, RED, RED (down move)** or **GREEN, GREEN, GREEN (up move)**. Note: a Black Jack substitutes for a RED or GREEN when going in the same direction.

