

	made per month	per month	made per trade	
JANUARY	2464	42	58.67	
FEBRUARY	2525	41	61.59	
MARCH	2133	43	49.60	
APRIL	859	19	45.21	
MAY				
JUNE				
JULY				
AUGUST				
SEPTEMBER				
OCTOBER				
NOVEMBER				
DECEMBER				
YEARLY TOTAL	7981	145	55.04	

	Number of open trades closed on	Number of pips made in trades	% of the Total pips made	Winners	Losers	% Winners	% Losers
MONDAY	26	1135	14.53%	23	3	88.46%	11.54%
TUESDAY	47	2162	27.68%	39	8	82.98%	17.02%
WEDNESDAY	42	2780	35.59%	41	1	97.62%	2.38%
THURSDAY	21	1415	18.11%	21	0	100.00%	0.00%
FRIDAY	9	489	6.26%	9	0	100.00%	0.00%

	Average pip winner size	Average pip loser size	Profit Factor	Average net pip made per trade
MONDAY	45.13	-32.33	1.40	36.19
TUESDAY	50.23	-25.38	1.98	37.36
WEDNESDAY	67.78	-1.00	67.78	66.14
THURSDAY	67.38	0.00	0.00	67.38
FRIDAY	54.33	0.00	0.00	54.33

*assumes a 30 pip stop per microlot , \$150*2%=\$3
30 pips*.10 per microlot=\$3
you want a profit factor greater than 2
** the expected return to the amount of capital at risk taken (30 pips per microlot)
to achieve these returns. This should be >1
*** this statistic is considered the expected profitability/unprofitability of the next trade

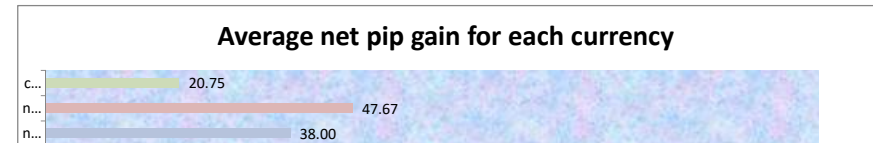
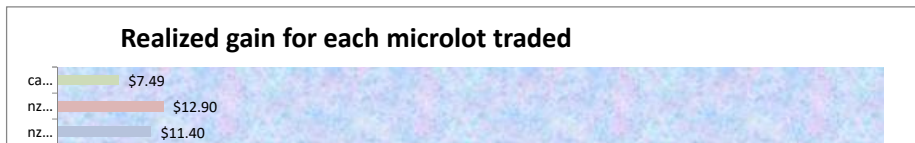
Currencies	Total winning pips	Total losing pips	Total winning trades	Total losing trades	Average win %	Average winner size	Average loss %	Average loser size	Average net pip made per trade	ROI (\$150 margin per microlot traded)*
gbpnzd	316	0	3	0	100.00%	105.33	0.00%	0.00	105.33	21.07%
gbpaua	1116	-25	14	1	93.33%	79.71	6.67%	-25.00	72.73	72.73%
gbpusd	793	-12	12	1	92.31%	66.08	7.69%	-12.00	60.08	52.07%
gbpjpy	1109	-84	11	3	78.57%	100.82	21.43%	-28.00	73.21	68.33%
gbpchf	425	0	8	0	100.00%	53.13	0.00%	0.00	53.13	28.33%
usdjpy	493	0	10	0	100.00%	49.30	0.00%	0.00	49.30	32.87%
usdcad	75	-7	1	1	50.00%	75.00	50.00%	-7.00	34.00	4.53%
usdchf	0	0	0	0	0.00%	0.00	0.00%	0.00	0.00	0.00%
euraud	1225	-65	20	1	95.24%	61.25	4.76%	-65.00	55.24	77.33%
eurusd	125	0	2	0	100.00%	62.50	0.00%	0.00	62.50	8.33%
eurgbp	184	-22	4	1	80.00%	46.00	20.00%	-22.00	32.40	10.80%
eurjpy	680	-9	11	1	91.67%	61.82	8.33%	-9.00	55.92	44.73%
eurnzd	300	0	6	0	100.00%	50.00	0.00%	0.00	50.00	20.00%
audusd	167	0	5	0	100.00%	33.40	0.00%	0.00	33.40	11.13%
audjpy	501	0	8	0	100.00%	62.63	0.00%	0.00	62.63	33.40%
audchf	46	0	2	0	100.00%	23.00	0.00%	0.00	23.00	3.07%

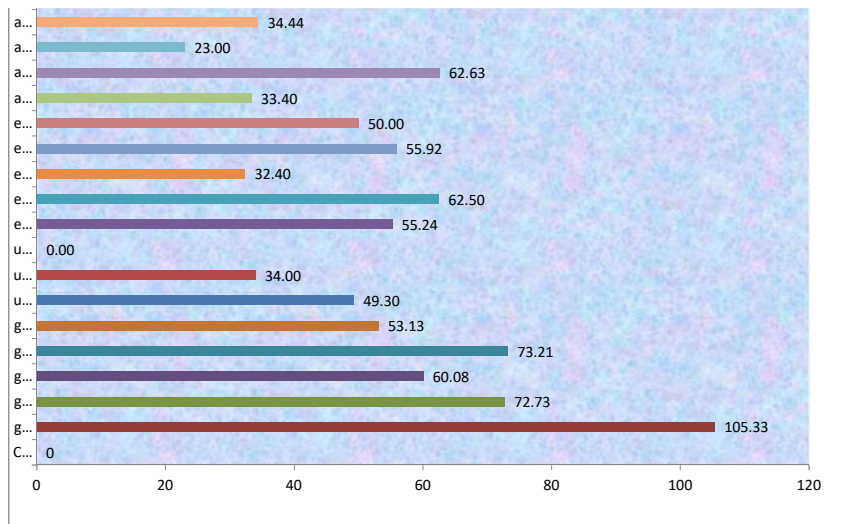
audnzd	330	-20	8	1	88.89%	41.25	11.11%	-20.00	34.44	20.67%
nzdusd	115	-1	2	1	66.67%	57.50	33.33%	-1.00	38.00	7.60%
nzdjpy	143	0	3	0	100.00%	47.67	0.00%	0.00	47.67	9.53%
cadjpy	139	-56	3	1	75.00%	46.33	25.00%	-56.00	20.75	5.53%
Totals=	8282	-301	133	12	91.72%	62.27	8.28%	-25.08	55.04	532.07%

Currencies	Profit factor	Payoff Ratio **	Expected Payoff ***	3/29/2017 micro Rate exch to USD	Total gain per microlot traded	Realized gain in US Dollars
gbpnzd		3.51	35.11	0.0702	\$31.60	\$22.18
gbpaua	44.64	2.42	4.85	0.0766	\$109.10	\$83.57
gbpusd	66.08	2.00	4.62	0.1	\$78.10	\$78.10
gbpjpy	13.20	2.44	5.23	0.0902	\$102.50	\$92.46
gbpchf		1.77	6.64	0.1005	\$42.50	\$42.71
usdjpy		1.64	4.93	0.0902	\$49.30	\$44.47
usdcad	10.71	1.13	17.00	0.0748	\$6.80	\$5.09
usdchf		0.00	0.00	0.1005	\$0.00	\$0.00
euraud	18.85	1.84	2.63	0.0765	\$116.00	\$88.74
eurusd		2.08	31.25	0.1	\$12.50	\$12.50
eurgbp	8.36	1.08	6.48	0.1243	\$16.20	\$20.14
eurjpy	75.56	1.86	4.66	0.0902	\$67.10	\$60.52
eurnzd		1.67	8.33	0.0702	\$30.00	\$21.06
audusd		1.11	6.68	0.1	\$16.70	\$16.70
audjpy		2.09	7.83	0.0902	\$50.10	\$45.19
audchf		0.77	11.50	0.1005	\$4.60	\$4.62
audnzd	16.50	1.15	3.83	0.0702	\$31.00	\$21.76
nzdusd	115.00	1.27	12.67	0.1	\$11.40	\$11.40
nzdjpy		1.59	15.89	0.0902	\$14.30	\$12.90
cadjpy	2.48	0.69	5.19	0.0902	\$8.30	\$7.49
Totals=	27.51	1.83	0.38		\$798.10	\$691.60

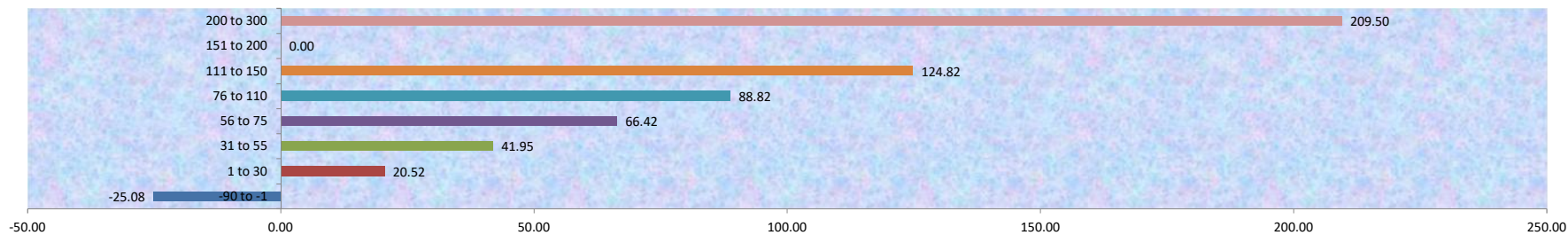
range of pips made or lost	Number of trades per range	Average price of pips per range	% of the total trades per range	% of the total pips per range
-90 to -1	12	-25.08	8.28%	-4.76%
1 to 30	23	20.52	15.86%	3.89%
31 to 55	43	41.95	29.66%	7.96%
56 to 75	26	66.42	17.93%	12.61%
76 to 110	28	88.82	19.31%	16.86%
111 to 150	11	124.82	7.59%	23.69%
151 to 200	0	0.00	0.00%	0.00%
200 to 300	2	209.50	1.38%	39.76%

9.19 \$4,134.38 account size needed to trade 3 microlots for the average total
 Maximum number of trades in any week=16 of trades if ave trades were open at the same time each week





Average price of pips per range



Currencies	Live Trade pips made
gbpusd	212
gbpjpy	212
cadjpy	15
euraud	236
eurgbp	62
eurjpy	450
gbpchf	13
nzdusd	-1
usdcad	-7
usdjpy	108
eurnzd	74
audusd	53
gbpaud	-13
audjpy	96
Jan to Dec Total	1510

Currencies	IC Alert pips made
gbpusd	300
gbpjpy	276
audCHF	46
audjpy	128
audnzd	91
euraud	309
eurgbp	30
eurusd	52
gbpaud	438
gbpchf	90
usdcad	75
usdjpy	135
eurnzd	66
audusd	13
gbpnzd	87
nzdjpy	29
Jan to Dec Total	2165

Currencies	Session Recap pips made
gbpusd	269
gbpjpy	537
audjpy	242
audnzd	186
audusd	101
euraud	68
euraud	615
eurusd	73
gbpaud	579
gbpchf	322
gbpnzd	229
usdjpy	250
eurgbp	70
nzdjpy	114
eurjpy	139
eurnzd	160
nzdusd	115
Jan to Dec Total	4069

**Equity Curve for each type of trade- profits made trading
only 1 Micro lot (quoted in US Dollars)**



Base on \$150 margin per microlot traded	PROFIT MADE TRADING ONLY 1 MICROLOT PER TRADE (IN US DOLLARS)				CUMULATIVE % GAIN (return on \$150 margin)			AVERAGE WEEKLY % GAIN		
	Cumulative Total for each type of trade			Cumulative all Trades	Live trades	IC Alerts	S Recaps	Live trades	IC Alerts	S Recaps
Live Trades=32	IC Alerts=52	S Recaps=63								
week 1	\$10.26	\$20.59	\$12.46	\$43.31	6.84%	13.73%	8.31%	6.84%	13.73%	8.31%
week 2	\$30.81	\$39.78	\$48.42	\$119.01	20.54%	26.52%	32.28%	10.27%	13.26%	16.14%
week 3	\$41.25	\$39.78	\$68.39	\$149.41	27.50%	26.52%	45.59%	9.17%	8.84%	15.20%
week 4	\$36.98	\$49.80	\$89.98	\$176.75	24.65%	33.20%	59.98%	6.16%	8.30%	15.00%
week 5	\$32.56	\$64.68	\$148.54	\$245.78	21.71%	43.12%	99.03%	4.34%	8.62%	19.81%

